



Narula Institute of Technology

81, Nilgunj Road, Agarpara, Kolkata-700109

Supporting Documents

Criteria: 5.4.2

**Audited statement of account of the
Institution reflecting the receipts of
Alumni**



AUDITORS' REPORT

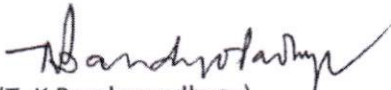
We report that, We have audited the Balance Sheet as at 31st March 2020 of Narula Institute of Technology of 81, Nilgunj Road, Agarpara, Kolkata 700109, Cash flow, Income & Expenditure Account as on that date, including schedules annexed herewith as drawn up from the Computerized Systems of books of Accounts maintained by the College along with Bills, vouchers, registers, Bank Statement and other relevant documents which are in agreement therewith and found the same are in order.


In our opinion, Proper books of Accounts have been maintained in computerized systems by the College Authority.

All the information and explanations which are required for the purpose of Audit were complied with.


Dated: 05.11.2020
(Sheraphuli, Hooghly)

For Bandyopadhyay Associates
Chartered Accountants.


(T. K Bandyopadhyay)
M.No. 051181



Attested


06/19/2021

Principal

NARULA INSTITUTE OF TECHNOLOGY
81, Nilgunj Road, Agarpara, Kolkata-109

NARULA INSTITUTE OF TECHNOLOGY
UNIT OF NARULA EDUCATIONAL TRUST
81, NILGANJ ROAD, KOLKATA.

BALANCE SHEET AS AT 31.03.2020

SOURCES OF FUNDS	SCH NO	AMOUNT IN Rs.	
		AS AT 31.03.2020	AS AT 31.03.2019
CAPITAL FUND	1	116,173,466	118,777,838
RESERVES & SURPLUS	2	-	-
		116,173,466	118,777,838
APPLICATION OF FUNDS			
FIXED ASSETS			
Opening Gross Block	3	404,514,318	346,036,159
Add: Addition during the year		65,057,440	68,998,044
Less: Grant-in-aid		17,447,964	10,519,885
Less: Depreciation		282,701,630	259,442,723
Closing Net Block		169,422,164	145,071,595
Add: Capital Work in progress		10,419,037	35,216,539
ADD : Capital Advance	4	359,439	724,853
		180,200,640	181,012,987
CURRENT ASSETS, LOANS & ADVANCES	5		
CASH & BANK BALANCE	5A	41,121,557	41,640,913
INVESTMENT	5B	487,022	483,288
FEES RECEIVABLE	5C	31,759,734	26,962,458
LOANS & ADVANCE	5D	32,464,579	27,818,182
		105,832,892	96,904,841
LESS : CURRENT LIABILITIES			
CURRENT LIABILITIES	6	114,697,425	107,737,348
CAUTION MONEY	7	55,162,647	51,402,647
		169,860,072	159,139,995
NET CURRENT ASSETS		(64,027,180)	(62,235,154)
		116,173,466	118,777,838

Notes on the Accounts

19


Schedules 1 to 19 and accounting policies form an integral part of accounts

As per report of even date attached

For Bandyopadhyay Associates
Chartered Accountants

T.K. Bandyopadhyay
T.K. Bandyopadhyay
(Proprietor)

05/11/2020



NARULA INSTITUTE OF TECHNOLOGY

T. K. Bandyopadhyay
Member

Attested

[Signature]
06/11/2020

Principal

NARULA INSTITUTE OF TECHNOLOGY
81, Nilgunj Road, Agarpara, Kolkata-109

NARULA INSTITUTE OF TECHNOLOGY UNIT OF NARULA EDUCATIONAL TRUST 81, NILGANJ ROAD, KOLKATA.			
INCOME & EXPENDITURE ACCOUNT FOR THE YEAR ENDED 31.03.2020			
INCOME	SCH NO	AMOUNT IN Rs	
		AS AT 31.03.2020	AS AT 31.03.2019
STUDENT FEES	8	310,552,446	305,398,368
HOSTEL ACCOUNT	9	7,744,366	7,417,030
CANTEEN ACCOUNT	10	910,944	(2,977,201)
INTEREST	11	752,337	784,477
OTHER INCOME	12	18,022,640	15,053,146
TOTAL INCOME :-		337,982,733	325,675,820
EXPENDITURE			
STAFF COSTS	13	164,466,151	138,733,427
ACADEMIC EXPENSES	14	37,664,582	38,477,126
UTILITIES AND SERVICES	15	10,559,694	10,804,748
OFFICE AND GENERAL	16	9,086,980	16,469,277
FINANCE CHARGES	17	66,979	1,646,587
DONATION		-	-
DEPRECIATION	3	23,258,907	18,612,759
TOTAL EXPENDITURE :-		245,103,293	224,743,924
EXCESS OF INCOME OVER EXPENDITURE		92,879,440	100,931,896
NET SURPLUS TRF. TO RESERVE & SURPLUS A/C		92,879,440	100,931,896

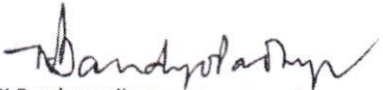
Notes on the Accounts


19

Schedules 1 to 19 and accounting policies form an integral part of accounts


As per report of even date attached

For Bandyopadhyay Associates
Chartered Accountants



T.K. Bandyopadhyay
(Proprietor)



NARULA INSTITUTE OF TECHNOLOGY


Member

Attested


Principal

NARULA INSTITUTE OF TECHNOLOGY
81, Nilgunj Road, Agarpara, Kolkata-109

NARULA INSTITUTE OF TECHNOLOGY
81, NILGANJ ROAD, KOLKATA.
(UNIT OF NARULA EDUCATIONAL TRUST)
20 B.T ROAD, KOLKATA

SCHEDULES ANNEXED TO AND FORMING PART OF BALANCE SHEET

PARTICULARS	AMOUNT IN Rs.	
	AS AT 31.03.2020	AS AT 31.03.2019
SCHEDULE 1		
Capital Fund - Narula Educational Trust		
Opening Balance	118,777,838	84,190,256
Add: Introduced during the year	110,203,166	127,781,626
Less: Withdrawal / Adjusted during the year	205,686,978	194,125,940
Add: Reserve & Surplus transferred to capital a/c	92,879,440	100,931,896
	116,173,466	118,777,838
SCHEDULE 2		
RESERVES & SURPLUS		
Opening Balance		
Add: Surplus During The year	92,879,440	100,931,896
	92,879,440	100,931,896
Less: Transferred to capital A/C	92,879,440	100,931,896
	92,879,440	100,931,896
SCHEDULE 4		
CAPITAL ADVANCE		
Ultra Tech Cement Ltd	15,000	15,000
Test Master	41,335	41,335
Ln Wrench	46,000	46,000
Gaurishankar Bihani	-	6,414
SSS Tiles Square (India) P.Ltd.	150,004	150,004
Trident Techlabs P.Ltd.	-	466,100
ACC Ltd	107,100	-
	359,439	724,853
SCHEDULE 5		
CURRENT ASSETS, LOANS & ADVANCES		
A. CASH & BANK BALANCES		
Cash In Hand (as certified)	1,553,552	2,635,160
Cash Seized by Income Tax Dept.	4,000,000	4,000,000
Cash at Bank	5,553,552	6,635,160
Hostel UCO Bank	2,575,311	3,241,759
AXIS Bank - Collection A/C	488,987	472,196
AXIS Bank - (NIT- DAE-BRNS A/C)	10,947	12,918
AXIS Bank - NIT-ICCIA SEMINAR	23,859	23,040
SBI Collection	1,751,832	1,672,355
SBI (CSI A/C 34740953550)	27,629	26,709
SBI (Escrow A/C 34037009838)	215,334	1,700,223
Bank of Baroda (TEQIP-II)	27,468	26,739
BOB-NIT A/C CORPUS FUND	3,464,549	3,350,378
BOB-NIT A/C MAINTENANCE FUND	3,461,518	3,347,448
BOB-NIT A/C STAFF DEV FUND	3,503,781	3,388,317
BOB-NITA/C EQUIPMT. REPL.	3,464,549	3,350,378
AXIS Bank S/b A/c	769,775	743,342
AXIS Bank Caution Money A/c	218,046	183,578
SBI (Canteen A/C 34474191537)	493,103	40,108
SBI (Expences A/C 34036959123)	2,620,305	(683,632)
SBI (Seminer A/C 35171091889)	51,909	50,181
SBI (Examination A/C 35363224101)	7,566,444	9,570,006
SBI (DST-FIST A/C 37560559171)	4,487,902	4,351,250
SBI (ICCACCS A/C 37994235245)	23	138,460
SBI ICFTAE - 2020 (39053815583)	344,734	-
	35,568,005	35,005,753
B. INVESTMENT		
Fixed Deposit		
Opening Balance	483,288	12,398,853
Add: Interest Accrued	5,294	20,528
Less: TDS Deducted from interest	1,560	1,355
Less: Withdrawn During the Year	-	11,934,738
	487,022	483,288
C. FEES RECEIVABLE		
Sundry College Fees Receivable	30,629,334	25,903,958
Hostel Fees Receivable	1,130,400	1,058,500
	31,759,734	26,962,458
D. LOAN & ADVANCE		
Advance to Suppliers	751,621	271,125
Advance to Staff & Others	22,918,679	18,483,986
Security Deposit	4,367,946	5,303,146
Sundry Receivable	4,426,333	3,257,170
Grants Receivable	-	403,225
Prepaid Expenses	-	99,530
	32,464,579	27,818,182
	105,832,892	96,904,841



Attested
[Signature]
Principal

NARULA INSTITUTE OF TECHNOLOGY
81, Nilgunj Road, Agarpara, Kolkata-109

NARULA INSTITUTE OF TECHNOLOGY
81, NILGANJ ROAD, KOLKATA.
(UNIT OF NARULA EDUCATIONAL TRUST)
20 B.T ROAD, KOLKATA

SCHEDULES ANNEXED TO AND FORMING PART OF BALANCE SHEET

PARTICULARS	AMOUNT IN Rs.	
	AS AT 31.03.2020	AS AT 31.03.2019
SCHEDULE 6		
CURRENT LIABILITIES & PROVISIONS		
A. Sundry Creditors		8,535,285
B. Other Liabilities	5,352,433	
TDS Payable		
Fees Received in advance	22,660	(32,402)
Hostel fees received in advance	82,121,147	73,990,773
Liabilities for Expenses	3,784,280	2,455,750
Sundry Payable	2,813,342	3,673,817
Liability Reimbursable	40,000	
Security Deposit	4,902,669	3,871,632
Student Scholarship	4,000	
	1,210,430	1,843,330
Grant A/C	94,898,528	85,742,900
Grant from TEQIP Project		
Reserve for Equipment Replacement Fund	25,585	25,585
Opening Balance		
Add: Interest During the year	2,578,138	2,453,814
Add: Reserve for this year	114,171	124,324
Reserve for Staff Development Fund	2,692,309	2,578,138
Opening Balance		
Add: Interest During the year	2,616,077	2,490,344
Add: Reserve for this year	115,464	125,733
Reserve for Equipment Maintenance Fund	2,731,541	2,616,077
Opening Balance		
Add: Interest During the year	2,575,208	2,450,992
Add: Reserve for this year	114,171	124,216
Reserve for Corpus Fund	2,689,379	2,575,208
Opening Balance		
Add: Interest During the year	2,578,138	2,453,814
Add: Reserve for this year	114,070	124,324
Grants - in - Aid	2,692,208	2,578,138
Opening Balance		
Add: Grant Received during the year	3,086,017	2,491,590
Less: Utilization during the year	20,037,947	13,300,159
Less: Refund	19,339,515	12,705,732
	169,007	
	3,615,442	3,086,017
	114,697,425	107,737,348
SCHEDULE 7		
CAUTION MONEY		
Opening Balance	51,402,647	54,458,647
Received During The Year	9,890,000	10,615,000
Repaid During The Year	6,130,000	13,671,000
Closing Balance	55,162,647	51,402,647



Attested

(Signature)
08/09/2021

Principal
NARULA INSTITUTE OF TECHNOLOGY
81, Nilgunj Road, Agarpura, Kolkata-109

NARULA INSTITUTE OF TECHNOLOGY
81, NILGANJ ROAD, KOLKATA.
(UNIT OF NARULA EDUCATIONAL TRUST)
20 B.T ROAD, KOLKATA

SCHEDULES ANNEXED TO AND FORMING PART OF INCOME & EXPENDITURE ACCOUNT

PARTICULARS	AMOUNT IN Rs.	
	AS AT 31.03.2020	AS AT 31.03.2019
SCHEDULE 8		
STUDENT FEES		
Tuition Fees	301,157,821	288,493,743
Admission Fees	6,445,000	7,185,000
Library Fees	1,810,500	1,293,750
Library Fees + E Journal + Book Bank	4,051,500	4,490,000
Student Life Center Fees	922,625	787,875
Student Development Fees	2,974,500	3,138,500
Professional Training & Project Fees	4,324,000	4,491,000
Soft Skill Development Fees	1,390,000	6,717,000
Sports & Games	2,575,500	2,634,000
	325,651,446	319,230,868
Less: Scholarship/Freeship	15,099,000	13,832,500
	310,552,446	305,398,368
SCHEDULE 9		
HOSTEL ACCOUNT		
Hostel Fees	12,024,750	11,209,750
Hostel Admission Fees	434,000	375,000
Less :-		
Hostel Expenses	4,714,384	4,167,720
	7,744,366	7,417,030
SCHEDULE 10		
CANTEEN ACCOUNT		
Realisation of Food Cost	9,499,932	6,724,345
Less Canteen Expenses	8,588,988	9,701,546
	910,944	(2,977,201)
SCHEDULE 11		
INTEREST		
Interest on Savings Bank Account	747,043	763,949
Interest on Fixed Deposit	5,294	20,528
	752,337	784,477
SCHEDULE 12		
OTHER INCOME		
Alumni contribution for Development	504,000	413,000
Fund received from other agencies	705,000	515,000
Autonomy Examination Fees	4,003,940	4,023,885
Consultancy Fees	4,022,000	3,009,425
Other Income	8,787,700	7,091,836
	18,022,640	15,053,146
SCHEDULE 13		
STAFF COSTS		
Salaries, Honorarium etc.	163,209,122	137,247,352
Staff Welfare Expenses	1,257,029	1,486,075
	164,466,151	138,733,427
SCHEDULE 14		
Academic Expenses		
Journal and Periodicals	1,953,696	712,186
Counseling Expenses	43,000	285,368
Laboratory / Workshop Expenses	1,781,386	1,629,090
Research Activity	2,244,271	2,185,847
Less: Grants-in-Aid	1,891,551	2,185,847
Seed Money	523,000	427,000
E-Governance	2,776,477	1,266,648
Student Expenses	4,254,762	12,549,696
Expenditure towards interaction with industry	3,807,554	1,357,598
Registration & Affiliation fees	2,198,936	2,651,400
Seminar, Conference & Development	14,173,051	13,148,457
Consultancy Project expenses	477,525	353,695
Training & Development Prog.	5,322,475	4,053,448
Visiting & Inspection Expenses	-	42,540
	37,664,582	38,477,126
SCHEDULE 15		
UTILITIES AND SERVICES		
Electricity charges	5,467,948	5,562,343
Insurance Premium	68,768	35,160
Repairs & Maintenance	3,247,801	3,474,677
Internet Charges	1,628,400	1,628,400
Telephone Charges	146,777	104,168
	10,559,694	10,804,748
SCHEDULE 16		
OFFICE AND GENERAL		
Advertisement Expenses	218,127	5,980,564
Fuel & Lubricants	485,874	745,525
Postage & Stamps	174,790	635,492
Rent	2,818,160	2,714,090
Travelling & Conveyance Exps.	3,887,910	4,678,005
Auditor Fees	9,000	3,000
Legal & Professional Charges	530,664	181,219
Printing & Stationary	951,145	1,515,146
Rates & Taxes	11,310	16,236
	9,086,980	18,469,277
SCHEDULE 17		
FINANCE CHARGES		
Bank Charges & Commission	65,065	62,737
Interest on OD Loan	1,914	1,583,850
	66,979	1,646,587

Attested

[Signature]
Principal

NARULA INSTITUTE OF TECHNOLOGY
81, Nilgunj Road, Agarpara, Kolkata-109




NARULA INSTITUTE OF TECHNOLOGY
81, NILGUNJ ROAD, AGARPARA, KOLKATA - 700 109
(A UNIT OF NARULA EDUCATIONAL TRUST)
20, B.T.ROAD, KOLKATA - 700002

SCHEDULE OF FIXED ASSETS ANNEXED TO AND FORMING PART OF THE BALANCE SHEET AS AT 31.03.2020

SCHEDULE - 3

DESCRIPTION OF ASSETS	GROSS BLOCK				RATE	DEPRECIATION				NET BLOCK		
	AS AT 01.04.2019	ADDITION UPTO 30.09.2019	ADDITION AFTER 30.09.2019	DISPOSED OFF		AS AT 31.03.2020	AS AT 01.04.2019	UPTO 30.09.2019	AFTER 30.09.2019	TOTAL	AS AT 31.03.2020	AS AT 31.03.2019
Advance Communication Lab	1,339,939	-	-	-	1,339,939	15%	1,187,634	22,846	-	1,210,480	129,459	152,305
Aquaguard	93,080	30,650	10,476	-	134,206	15%	35,314	13,262	786	49,362	84,844	57,766
Building	227,129,730	35,216,539	-	-	262,346,269	10%	128,642,618	13,370,365	-	142,012,983	120,333,286	98,487,112
Chemistry Lab Equipments	946,290	-	-	-	946,290	15%	632,299	47,099	-	679,398	266,891	313,990
Class Room Equipments	941,636	-	1,562,650	-	2,504,286	15%	845,254	14,457	15,706	875,417	1,628,869	96,382
Computer	49,601,720	3,621,231	386,411	-	53,609,362	40%	45,576,799	3,058,461	77,282	48,712,542	4,896,820	4,024,921
Cycle	10,399	-	-	-	10,399	15%	6,646	563	-	7,209	3,190	3,753
Civil Eng. Lab Equipments	4,089,086	-	-	-	4,089,086	15%	2,992,867	164,433	-	3,157,300	931,786	1,096,219
Electrical Lab Equipments	5,730,357	61,785	208,187	-	6,000,329	15%	4,022,382	265,464	15,614	4,303,460	1,696,869	1,707,975
Electricals Fittings	11,447,211	268,622	139,986	-	11,855,819	15%	9,174,965	381,130	10,499	9,566,594	2,289,225	2,272,246
Electronics Lab Equipments	12,673,825	466,100	376,420	-	13,516,345	15%	10,962,207	326,658	28,232	11,317,097	2,199,248	1,711,618
Electronics & Instrumentation Lab Equipments	3,140,481	-	193,898	-	3,334,379	15%	2,016,556	168,589	14,542	2,199,687	1,134,692	1,123,925
Furniture & Fixture	26,322,228	961,204	1,309,389	-	28,592,821	10%	14,580,602	1,270,283	65,469	15,916,354	12,676,467	11,741,626
Language lab	1,504,555	-	190,000	-	1,694,555	15%	1,237,307	40,087	14,250	1,291,644	402,911	267,248
Software & Licence Fees	3,697,203	-	-	-	3,697,203	40%	3,545,551	60,661	-	3,606,212	90,991	151,652
Library Books	21,310,167	41,538	335,850	-	21,687,555	40%	21,002,134	139,828	67,170	21,209,132	478,423	308,033
Machineries and Tools	243,027	-	-	-	243,027	15%	220,933	3,314	-	224,247	18,780	22,094
Microwave Laboratory	143,880	-	-	-	143,880	15%	134,349	1,430	-	135,779	8,101	9,531
Motor Car	2,177,670	-	-	-	2,177,670	15%	1,226,342	142,699	-	1,369,041	808,629	951,328
Office Equipments	15,030,569	384,048	240,118	-	15,654,735	15%	7,422,140	1,198,872	18,009	8,639,021	7,015,714	7,608,429
Physics Lab Equipments	2,131,796	-	-	-	2,131,796	15%	1,315,764	122,405	-	1,438,169	693,626	816,031
Workshop Equipments	14,323,764	993,442	-	-	15,317,206	15%	2,373,321	1,941,583	-	4,314,904	11,002,302	11,950,443
Sports Equipments	485,706	-	1,140	-	486,846	15%	288,739	29,545	86	318,370	168,476	196,967
Equipment for Research And Development	3,457,227	674,016	16,773,948	-	20,905,191	0%	-	-	-	-	20,905,191	3,457,227
Equipment for Research & development	-	-	1,963,034	-	1,963,034	15%	-	-	147,228	147,228	1,815,806	-
Fixed Asset of TEQIP Project	7,745,755	-	-	-	7,745,755	0%	-	-	-	-	7,745,755	7,745,755
Total	415,717,300	42,719,175	23,691,507	-	482,127,982		259,442,723	22,784,034	474,873	282,701,630	199,426,352	156,274,577
Less: Grant/Fund	11,202,982	-	-	-	28,650,946		-	-	-	-	28,650,946	11,202,982
	404,514,318	-	-	-	453,477,036		-	-	-	-	170,775,406	145,071,595
Capital Work In Progress	35,216,539	7,611,082	1,454,713	35,216,539	9,065,795		-	-	-	-	9,065,795	35,216,539
Grand Total	439,730,857	-	-	-	462,542,831		-	-	-	-	179,841,201	180,288,134



Attested

(Signature)
05/09/2021

Principal
NARULA INSTITUTE OF TECHNOLOGY
81, Nilgunj Road, Agarpara, Kolkata-109



AUDITORS' REPORT

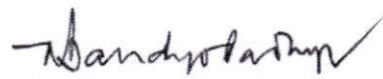
We report that, We have audited the Balance Sheet as at 31st March 2019 of Narula Institute of Technology of 81, Nilgunj Road, Agarpara, Kolkata 700109, Cash flow, Income & Expenditure Account as on that date, including schedules annexed herewith as drawn up from the Computerized Systems of books of Accounts maintained by the College along with Bills, vouchers, registers, Bank Statement and other relevant documents which are in agreement therewith and found the same are in order.


In our opinion, Proper books of Accounts have been maintained in computerized systems by the College Authority.

All the information and explanations which are required for the purpose of Audit were complied with.

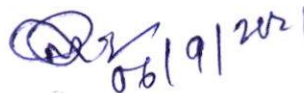
Dated: 16.10.2019
(Sheraphuli, Hooghly)

For Bandyopadhyay Associates
Chartered Accountants.


(T. K Bandyopadhyay)
M.No. 051181



Attested


06/10/2019

Principal

NARULA INSTITUTE OF TECHNOLOGY
81, Nilgunj Road, Agarpara, Kolkata-109

NARULA INSTITUTE OF TECHNOLOGY
UNIT OF NARULA EDUCATIONAL TRUST
81, NILGANJ ROAD, KOLKATA.

BALANCE SHEET AS AT 31.03.2019

SOURCES OF FUNDS	SCH NO	AMOUNT IN Rs.	
		AS AT 31.03.2019	AS AT 31.03.2018
CAPITAL FUND	1	118,777,838	84,190,256
RESERVES & SURPLUS	2	-	-
		118,777,838	84,190,256
APPLICATION OF FUNDS			
FIXED ASSETS			
Opening Gross Block	3	346,036,159	324,816,064
Add: Addition during the year		68,998,044	22,860,956
Less: Grant-in-aid		10,519,885	1,640,861
Less: Depreciation		259,442,723	240,829,964
Closing Net Block		145,071,595	105,206,195
Add: Capital Work in progress		35,216,539	37,202,283
ADD : Capital Advance	4	724,853	108,749
CURRENT ASSETS, LOANS & ADVANCES	5	181,012,987	142,517,227
CASH & BANK BALANCE	5A	41,640,913	28,673,982
INVESTMENT	5B	483,288	12,398,853
FEES RECEIVABLE	5C	26,962,458	30,060,280
LOANS & ADVANCE	5D	27,818,182	29,155,278
LESS : CURRENT LIABILITIES		96,904,841	100,288,393
CURRENT LIABILITIES	6	107,737,348	104,156,718
CAUTION MONEY	7	51,402,647	54,458,647
		159,139,995	158,615,365
NET CURRENT ASSETS		(62,235,154)	(58,326,972)
		118,777,838	84,190,255

Notes on the Accounts


19

Schedules 1 to 19 and accounting policies form an integral part of accounts

As per report of even date attached

For Bandyopadhyay Associates
Chartered Accountants

T.K. Bandyopadhyay
T.K. Bandyopadhyay
(Proprietor)



NARULA INSTITUTE OF TECHNOLOGY

T. K. Bandyopadhyay
Attested Member

T. K. Bandyopadhyay
Principal

NARULA INSTITUTE OF TECHNOLOGY
81, Nilgunj Road, Agarpara, Kolkata-109

NARULA INSTITUTE OF TECHNOLOGY UNIT OF NARULA EDUCATIONAL TRUST 81, NILGANJ ROAD, KOLKATA.			
INCOME & EXPENDITURE ACCOUNT FOR THE YEAR ENDED 31.03.2019			
INCOME	SCH NO	AMOUNT IN Rs	
		AS AT 31.03.2019	AS AT 31.03.2018
STUDENT FEES	8	305,398,368	288,743,905
HOSTEL ACCOUNT	9	7,417,030	3,450,970
CANTEEN ACCOUNT	10	(2,977,201)	(517,940)
INTEREST	11	784,477	1,466,373
OTHER INCOME	12	15,053,146	14,764,967
TOTAL INCOME :-		325,675,820	307,908,275
EXPENDITURE			
STAFF COSTS	13	138,733,427	127,168,056
ACADEMIC EXPENSES	14	38,477,126	30,463,149
UTILITIES AND SERVICES	15	10,804,748	16,680,977
OFFICE AND GENERAL	16	16,469,277	10,712,936
FINANCE CHARGES	17	1,646,587	7,971,571
DONATION		-	-
DEPRECIATION	3	18,612,759	17,097,819
TOTAL EXPENDITURE :-		224,743,924	210,094,508
EXCESS OF INCOME OVER EXPENDITURE		100,931,896	97,813,767
NET SURPLUS TRF. TO RESERVE & SURPLUS A/C		100,931,896	97,813,767


Notes on the Accounts


19

Schedules 1 to 19 and accounting policies form an integral part of accounts

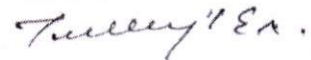
As per report of even date attached

For Bandyopadhyay Associates
Chartered Accountants


T.K. Bandyopadhyay
(Proprietor)




NARULA INSTITUTE OF TECHNOLOGY



Member

Attested


06/19/2021

Principal

NARULA INSTITUTE OF TECHNOLOGY
81, Nilgunj Road, Agarpara, Kolkata-109

NARULA INSTITUTE OF TECHNOLOGY
81, NILGANJ ROAD, KOLKATA.
(UNIT OF NARULA EDUCATIONAL TRUST)
20 B.T ROAD, KOLKATA

SCHEDULES ANNEXED TO AND FORMING PART OF BALANCE SHEET

PARTICULARS	AMOUNT IN Rs.		AMOUNT IN Rs.	
	AS AT 31.03.2019		AS AT 31.03.2018	
SCHEDULE 1				
Capital Fund - Narula Educational Trust				
Opening Balance				
Add: Introduced during the year	84,190,256		56,538,867	
Less: Withdrawal / Adjusted during the year	127,781,626		114,356,042	
Add: Reserve & Surplus transferred to capital a/c	194,125,940		184,518,420	
	100,931,896	118,777,838	97,813,767	84,190,256
SCHEDULE 2				
RESERVES & SURPLUS				
Opening Balance				
Add: Surplus During The year	100,931,896		97,813,767	
	100,931,896		97,813,767	
Less: Transferred to capital A/C	100,931,896		97,813,767	
	100,931,896		97,813,767	
SCHEDULE 4				
CAPITAL ADVANCE				
Ultra Tech Cement Ltd	15,000		15,000	
Test Master	41,335		41,335	
Ln Wrench	46,000		46,000	
Gaurishankar Bihani	6,414		6,414	
SSS Tiles Square (India) P.Ltd.	150,004			
Trident Techlabs P.Ltd.	466,100			
		724,853		108,749
SCHEDULE 5				
CURRENT ASSETS, LOANS & ADVANCES				
A. CASH & BANK BALANCES				
Cash In Hand (as certified)	2,635,160		1,170,551	
Cash Seized by Income Tax Dept.	4,000,000		4,000,000	
		6,635,160		5,170,551
Cash at Bank				
Hostel UCO Bank	3,241,759		3,157,822	
AXIS Bank - Collection A/C	472,196		456,025	
AXIS Bank - (NIT- DAE-BRNS A/C)	12,918		16,505	
AXIS Bank - NIT-ICC/A SEMINAR	23,040		22,251	
SBI Collection	1,672,355		263,045	
SBI (CSI A/C 34740953550)	26,709		25,793	
SBI (Escrow A/C 34037009838)	1,700,223		572,209	
Bank of Baroda (TEQIP-II)	26,739		51,181	
BOB-NIT A/C CORPUS FUND	3,350,378		3,226,079	
BOB-NIT A/C MAINTENANCE FUND	3,347,448		3,223,257	
BOB-NIT A/C STAFF DEV FUND	3,388,317		3,262,609	
BOB-NITA/C EQUIPMT. REPL.	3,350,378		3,226,079	
AXIS Bank S/b A/c	743,342		728,853	
AXIS Bank Caution Money A/c	183,578		131,552	
SBI (Canteen A/C 34474191537)	40,108		697,280	
SBI (Expences A/C 34036959123)	(683,632)		68,789	
SBI (Seminer A/C 35171091889)	50,181		48,463	
SBI (Examination A/C 35363224101)	9,570,006		4,325,639	
SBI (DST-FIST A/C 37560559171)	4,351,250			
SBI (ICCACCS A/C 37994235245)	138,460			
		35,005,753		23,503,431
B. INVESTMENT				
Fixed Deposit				
Opening Balance	12,398,853		11,664,097	
Add: Interest Accrued	20,528		784,807	
Less: TDS Deducted from Interest	1,355		50,051	
Less: Withdrawn During the Year	11,934,738			
		483,288		12,398,853
C. FEES RECEIVABLE				
Sundry College Fees Receivable	25,903,958		28,869,980	
Hostel Fees Receivable	1,058,500		1,190,300	
		26,962,458		30,060,280
D. LOAN & ADVANCE				
Advance to Suppliers	271,125		1,743,963	
Advance to Staff & Others	18,483,986		21,784,039	
Security Deposit	5,303,146		691,646	
Sundry Receivable	3,257,170		4,500,220	
Grants Receivable	403,225		435,410	
Prepaid Expenses	99,530			
		27,818,182		29,155,278
		96,904,841		100,288,393



Attested
20/06/19/2021

Principal
NARULA INSTITUTE OF TECHNOLOGY
81, Nilgunj Road, Agarpara, Kolkata-109

NARULA INSTITUTE OF TECHNOLOGY
81, NILGANJ ROAD, KOLKATA.
(UNIT OF NARULA EDUCATIONAL TRUST)
20 B.T ROAD, KOLKATA

SCHEDULES ANNEXED TO AND FORMING PART OF BALANCE SHEET

PARTICULARS	AMOUNT IN Rs.	
	AS AT 31.03.2019	AS AT 31.03.2018
SCHEDULE 6		
CURRENT LIABILITIES & PROVISIONS		
A. Sundry Creditors		8,535,285
B. Other Liabilities		8,518,341
TDS Payable	(32,402)	1,366
Fees Received in advance	73,930,773	73,042,187
Hostel fees received in advance	2,455,750	2,921,930
Liabilities for Expenses	3,673,817	2,538,329
Liability Reimbursable	3,871,632	4,007,900
Student Scholarship	1,843,330	734,930
	85,742,900	83,246,642
Grant A/C		
Grant from TEQIP Project		
Opening Balance	51,181	1,452,974
Add: Interest During the year	2,192	303,434
Add: Received during the year	-	-
Less: Utilized during the year	27,788	1,705,227
	25,585	51,181
Reserve for Equipment Replacement Fund		
Opening Balance	2,453,814	2,334,208
Add: Interest During the year	124,324	119,606
Add: Reserve for this year	-	-
	2,578,138	2,453,814
Reserve for Staff Development Fund		
Opening Balance	2,490,344	2,369,384
Add: Interest During the year	125,733	120,960
Add: Reserve for this year	-	-
	2,616,077	2,490,344
Reserve for Equipment Maintenance Fund		
Opening Balance	2,450,992	2,331,492
Add: Interest During the year	124,216	119,500
Add: Reserve for this year	-	-
	2,575,208	2,450,992
Reserve for Corpus Fund		
Opening Balance	2,453,814	2,334,208
Add: Interest During the year	124,324	119,606
Add: Reserve for this year	-	-
	2,578,138	2,453,814
Grants - in - Aid		
Opening Balance	2,491,590	264,692
Add: Grant Received during the year	13,300,159	9,536,297
Less: Utilization during the year	12,705,732	4,985,193
Less: Refund	-	2,324,206
	3,086,017	2,491,590
	107,737,348	104,156,718
SCHEDULE 7		
CAUTION MONEY		
Opening Balance	54,458,647	47,520,497
Received During The Year	10,615,000	10,518,150
Repaid During The Year	13,671,000	3,580,000
Closing Balance	51,402,647	54,458,647



Attested

[Handwritten Signature]
06/19/2021

Principal

NARULA INSTITUTE OF TECHNOLOGY
81, Nilgunj Road, Agarpara, Kolkata-109

NARULA INSTITUTE OF TECHNOLOGY
 #1, NILGANJ ROAD, KOLKATA.
 (UNIT OF NARULA EDUCATIONAL TRUST)
 20 B.T ROAD, KOLKATA

SCHEDULES ANNEXED TO AND FORMING PART OF INCOME & EXPENDITURE ACCOUNT

PARTICULARS	AMOUNT IN Rs.	
	AS AT 31.03.2019	AS AT 31.03.2018
SCHEDULE 8		
STUDENT FEES		
Tuition Fees	288,493,743	264,764,555
Admission Fees	7,185,000	7,002,500
Library Fees	1,293,750	858,750
Library Fees + E Journal + Book Bank	4,490,000	5,286,100
Student Life Center Fees	787,875	506,750
Student Development Fees	3,138,500	2,945,000
Professional Training & Project Fees	4,491,000	5,179,000
Soft Skill Development Fees	6,717,000	11,654,000
Sports & Games	2,634,000	2,866,000
	819,230,868	801,063,655
Less: Scholarship/Freeship	13,832,500	12,318,750
	805,398,368	788,743,905
SCHEDULE 9		
HOSTEL ACCOUNT		
Hostel Fees	11,709,750	11,048,250
Hostel Admission Fees	375,000	355,000
Less :-		
Hostel Expenses	4,167,720	7,952,280
	7,417,030	7,952,280
		3,450,970
SCHEDULE 10		
CANTEEN ACCOUNT		
Realisation of Food Cost	6,724,345	8,421,163
Less : Canteen Expenses	9,701,546	8,939,103
	(2,977,201)	(517,940)
SCHEDULE 11		
INTEREST		
Interest on Savings Bank Account	763,949	681,566
Interest on Fixed Deposit	20,528	784,807
	784,477	1,466,373
SCHEDULE 12		
OTHER INCOME		
Alumni contribution for Development	413,000	338,000
Sponsorship Receipts	515,000	469,000
Autonomy Examination Fees	4,023,885	4,322,000
Consultancy Fees	3,009,425	1,885,986
Other Income	7,091,836	7,749,981
	15,053,146	14,764,967
SCHEDULE 13		
STAFF COSTS		
Salaries, Honorarium etc.	137,247,352	123,142,446
Staff Welfare Expenses	1,486,075	4,025,610
	138,733,427	127,168,056
SCHEDULE 14		
ACADEMIC EXPENSES		
Journal and Periodicals	712,186	32,024
Counseling Expenses	285,368	21,606
Laboratory / Workshop Expenses	1,629,090	1,552,414
Research & Development Activity	2,185,847	3,344,332
Less: Grants-in-Aid	2,185,847	3,344,332
TEQIP Activity:		
Enhanced interaction with industry	-	275,991
Faculty and Staff development	-	1,388,437
Incremental Operating cost	-	21,254
Providing Assistantships	-	19,545
Less: Grants-in-Aid from SFPU	-	1,705,227
		1,705,227
Seed Money	427,000	296,000
E-Governance	1,266,648	877,920
Student Expenses	12,549,696	14,523,415
Expenditure towards interaction with industry	1,357,598	1,261,400
Registration & Affiliation fees	2,651,400	2,264,350
Seminar, Conference & Development	13,148,457	5,340,615
Consultancy Project expenses	353,695	293,500
Training & Development Prog.	4,053,448	3,856,160
Visiting & Inspection Expenses	42,540	143,745
	38,477,126	30,463,149
SCHEDULE 15		
UTILITIES AND SERVICES		
Electricity charges	5,562,343	5,083,741
Insurance Premium	35,160	41,333
Repairs & Maintenance	1,474,677	10,159,879
Internet Charges	1,628,400	1,283,400
Telephone Charges	104,168	112,624
	10,804,748	16,680,977
SCHEDULE 16		
OFFICE AND GENERAL		
Advertisement Expenses	5,980,564	4,159,194
Fuel & Lubricants	745,525	225,788
General Expenses	-	-
Car Hire Charges	-	-
Prior Period	-	-
Postage & Stamps	635,492	145,868
Rent	2,714,090	1,254,800
Travelling & Conveyance Exps.	4,678,005	4,264,231
Auditor Fees	3,000	3,000
Legal & Professional Charges	181,219	21,849
Printing & Stationary	1,515,146	638,206
Rates & Taxes	16,236	-
	16,469,277	10,717,936
SCHEDULE 17		
FINANCE CHARGES		
Bank Charges & Commission	62,737	56,920
Interest on OD Loan	1,583,850	7,914,651
	1,646,587	7,971,571

Attested

(Signature) 06/9/2019

Principal

NARULA INSTITUTE OF TECHNOLOGY
 81, Nilgunj Road, Agarpara, Kolkata-109



SCHEDULE OF FIXED ASSETS ANNEXED TO AND FORMING PART OF THE BALANCE SHEET AS AT 31.03.2019

DESCRIPTION OF ASSETS	GROSS BLOCK						DEPRECIATION				NET BLOCK	
	AS AT 01.04.2018	ADDITION UPTO 30.09.2018	ADDITION AFTER 30.09.2018	SALES / DISPOSED OFF	AS AT 31.03.2019	RATE	AS AT 01.04.2018	UPTO 30.09.2018	AFTER 30.09.2018	TOTAL	AS AT 31.03.2019	AS AT 31.03.2018
	Advance Communication Lab	1,339,939			-	1,339,939	15%	1,160,757	26,877	-	1,187,634	152,305
Aquaguard	93,080				93,080	15%	25,120	10,194	-	35,314	57,766	67,960
Building	189,927,447	37,202,283			227,129,730	10%	117,699,605	10,943,013	-	128,642,618	98,487,112	72,227,842
Chemistry Lab Equipments	946,290				946,290	15%	576,889	55,410	-	632,299	313,990	369,400
Class Room Equipments	941,636				941,636	15%	828,246	17,008	-	845,254	96,382	113,390
Computer	46,177,868	1,463,302	1,960,550		49,601,720	40%	43,547,035	1,637,654	392,110	45,576,799	4,024,921	2,630,833
Cycle	10,399				10,399	15%	5,984	662	-	6,646	3,753	4,415
Civil Eng. Lab Equipments	3,989,730		99,356		4,089,086	15%	2,808,183	177,232	7,452	2,992,867	1,096,219	1,181,547
Electrical Lab Equipments	5,525,910		204,447		5,730,357	15%	3,739,013	268,035	15,334	4,022,382	1,707,975	1,786,897
Electricals Fittings	10,953,129	31,772	462,310		11,447,211	15%	8,814,773	325,519	34,673	9,174,965	2,272,246	2,138,356
Electronics Lab Equipments	12,555,943	117,882			12,673,825	15%	10,660,157	302,050	-	10,962,207	1,711,618	1,895,786
Electronics & Instrumentation Lab Equipments	3,099,181		41,300		3,140,481	15%	1,821,860	191,598	3,098	2,016,556	1,123,925	1,277,321
Furniture & Fixture	23,480,671	216,943	2,624,614		26,322,228	10%	13,421,789	1,027,582	131,231	14,580,602	11,741,626	10,058,882
Language lab	1,504,555				1,504,555	15%	1,190,145	47,162	-	1,237,307	267,248	314,410
Software & Licence Fees	3,697,203				3,697,203	40%	3,444,450	101,101	-	3,545,551	151,652	252,753
Library Books	20,894,992	120,535	294,640		21,310,167	40%	20,894,992	48,214	58,928	21,002,134	308,033	-
Machineries and Tools	243,027				243,027	15%	217,034	3,899	-	220,933	22,094	25,993
Microwave Laboratory	143,880				143,880	15%	132,667	1,682	-	134,349	9,531	11,213
Motor Car	2,177,670				2,177,670	15%	1,058,461	167,881	-	1,226,342	951,328	1,119,209
Office Equipments	11,595,795	2,155,633	1,279,141		15,030,569	15%	6,192,341	1,133,863	95,936	7,422,140	7,608,429	5,403,454
Physics Lab Equipments	2,131,796				2,131,796	15%	1,171,759	144,005	-	1,315,764	816,031	960,036
Workshop Equipments	4,136,665		10,187,099		14,323,764	15%	1,163,281	446,008	764,032	2,373,321	11,950,443	2,973,384
Sports Equipments	469,354		16,352		485,706	15%	255,423	32,090	1,226	288,739	196,967	213,931
Equipment for Research And Development	2,153,688	45,170	10,474,715		12,673,573	0%	-	-	-	-	12,673,573	2,153,688
Fixed Asset of TEQIP Project	7,745,755				7,745,755	0%	-	-	-	-	7,745,755	7,745,755
Total	355,935,602	41,353,520	27,644,524		424,933,646		240,829,964	17,108,739	1,504,020	259,442,723	165,490,923	115,105,638
Less: Grant/Fund	9,899,443				20,419,328						20,419,328	9,899,443
	346,036,159				404,514,318						145,071,595	105,206,195
Capital Work In Progress	37,202,283	17,120,010	18,096,529	37,202,283	35,216,539						35,216,539	37,202,283
Grand Total	383,238,442				439,730,857		240,829,964				180,288,134	142,408,478



Attested

(Signature) 06/09/2021

Principal
NARULA INSTITUTE OF TECHNOLOGY
81, Nilgunj Road



AUDITORS' REPORT

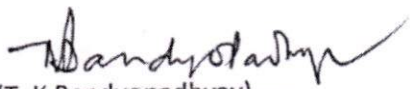
We report that, We have audited the Balance Sheet as at 31st March 2018 of Narula Institute of Technology of 81, Nilgunj Road, Agarpara, Kolkata 700109, Cash flow, Income & Expenditure Account as on that date, including schedules annexed herewith as drawn up from the Computerized Systems of books of Accounts maintained by the College along with Bills, vouchers, registers, Bank Statement and other relevant documents which are in agreement therewith and found the same are in order.


In our opinion, Proper books of Accounts have been maintained in computerized systems by the College Authority.

All the information and explanations which are required for the purpose of Audit were complied with.


Dated: 26.09.2018
(Sheraphuli, Hooghly)

For Bandyopadhyay Associates
Chartered Accountants.


(T. K Bandyopadhyay)
M.No. 051181



Attested


06/9/2018

Principal
NARULA INSTITUTE OF TECHNOLOGY
81, Nilgunj Road, Agarpara, Kolkata-109

NARULA INSTITUTE OF TECHNOLOGY
UNIT OF NARULA EDUCATIONAL TRUST
81, NILGANJ ROAD, KOLKATA.

BALANCE SHEET AS AT 31.03.2018

SOURCES OF FUNDS	SCH NO	AMOUNT IN Rs.	
		AS AT 31.03.2018	AS AT 31.03.2017
CAPITAL FUND	1	84,190,256	56,538,868
RESERVES & SURPLUS	2	-	-
		84,190,256	56,538,868
APPLICATION OF FUNDS			
FIXED ASSETS			
Opening Gross Block	3	324,816,064	293,343,097
Add: Addition during the year		22,860,956	37,307,528
Less: Grant-in-aid		1,640,861	5,834,560
Less: Depreciation		240,829,964	223,732,144
Closing Net Block		105,206,195	101,083,920
Add: Capital Work in progress		37,202,283	9,705,397
ADD : Capital Advance	4	108,749	364,767
CURRENT ASSETS, LOANS & ADVANCES	5	142,517,227	111,154,084
CASH & BANK BALANCE	5A	28,673,982	27,353,228
INVESTMENT	5B	12,398,853	11,664,097
FEES RECEIVABLE	5C	30,060,280	30,080,621
LOANS & ADVANCE	5D	29,155,278	22,997,845
		100,288,393	92,095,791
LESS : CURRENT LIABILITIES			
CURRENT LIABILITIES	6	104,156,718	99,190,510
CAUTION MONEY	7	54,458,647	47,520,497
		158,615,365	146,711,007
NET CURRENT ASSETS		(58,326,972)	(54,615,216)
		84,190,255	56,538,868

Notes on the Accounts


18

Schedules 1 to 18 and accounting policies form an integral part of accounts

As per report of even date attached

For Bandyopadhyay Associates
Chartered Accountants

T.K. Bandyopadhyay
T.K. Bandyopadhyay
(Proprietor) 06/09/2021



NARULA INSTITUTE OF TECHNOLOGY

Attested

Member

06/09/2021

Principal

NARULA INSTITUTE OF TECHNOLOGY
81, Nilgunj Road, Agarpara, Kolkata-109

NARULA INSTITUTE OF TECHNOLOGY
UNIT OF NARULA EDUCATIONAL TRUST
81, NILGANJ ROAD, KOLKATA.

INCOME & EXPENDITURE ACCOUNT FOR THE YEAR ENDED 31.03.2018

INCOME	SCH NO	AMOUNT IN Rs	
		AS AT 31.03.2018	AS AT 31.03.2017
STUDENT FEES	8	288,743,905	276,419,075
HOSTEL ACCOUNT	9	3,450,970	5,430,308
CANTEEN ACCOUNT	10	(517,940)	299,986
INTEREST	11	1,466,373	1,615,142
OTHER INCOME	12	14,764,967	8,230,171
TOTAL INCOME :-		307,908,275	291,994,682
EXPENDITURE			
STAFF COSTS	13	127,168,056	124,021,646
ACADEMIC EXPENSES	14	30,463,149	18,364,598
UTILITIES AND SERVICES	15	16,680,977	10,996,842
OFFICE AND GENERAL	16	10,712,936	7,070,551
FINANCE CHARGES	17	7,971,571	5,352,230
DONATION		-	504,173
DEPRECIATION	3	17,097,819	14,336,700
TOTAL EXPENDITURE :-		210,094,508	180,646,740
EXCESS OF INCOME OVER EXPENDITURE		97,813,767	111,347,942
NET SURPLUS TRF. TO RESERVE & SURPLUS A/C		97,813,767	111,347,942

Notes on the Accounts


18

Schedules 1 to 18 and accounting policies form an integral part of accounts

As per report of even date attached

For Bandyopadhyay Associates
Chartered Accountants

T.K. Bandyopadhyay
T.K. Bandyopadhyay
(Proprietor)



NARULA INSTITUTE OF TECHNOLOGY

Attested

Member

[Signature]
06/09/2018


Principal

NARULA INSTITUTE OF TECHNOLOGY
81, Nilgunj Road, Agarpara, Kolkata-109

NARULA INSTITUTE OF TECHNOLOGY
81, NILGANJ ROAD, KOLKATA
(UNIT OF NARULA EDUCATIONAL TRUST)
20 B.T ROAD, KOLKATA

SCHEDULES ANNEXED TO AND FORMING PART OF BALANCE SHEET

PARTICULARS	AMOUNT IN Rs.	
	AS AT 31.03.2018	AS AT 31.03.2017
SCHEDULE 1		
Capital Fund - Narula Educational Trust		
Opening Balance	56,538,867	12,718,186
Add: Introduced during the year	114,356,042	126,214,634
Less: Withdrawal / Adjusted during the year	184,518,420	190,719,617
Add: Reserve & Surplus transferred to capital a/c	97,813,767	108,325,664
	84,190,256	56,538,867
SCHEDULE 2		
RESERVES & SURPLUS		
Opening Balance		
Add: Surplus During The year	97,813,767	111,347,942
	97,813,767	111,347,942
Less: Transfer to TEQIP Project Fund		3,022,278
Less: Reserve for TEQIP Project		-
	97,813,767	108,325,664
Less: Transferred to capital A/C	97,813,767	108,325,664
	-	-
SCHEDULE 4		
CAPITAL ADVANCE		
Ultra Tech Cement Ltd	15,000	15,000
Test Master	41,335	343,353
Ln Wrench	46,000	
Gaurishankar Bihani	6,414	6,414
	108,749	364,767
SCHEDULE 5		
CURRENT ASSETS, LOANS & ADVANCES		
A. CASH & BANK BALANCES		
Cash In Hand (as certified)	1,170,551	421,955
Cash Seized by Income Tax Dept.	4,000,000	4,000,000
Cash In Hand (TEQIP)	-	11,264
Cash at Bank	5,170,551	4,433,219
Hostel UCO Bank	3,157,822	3,226,760
Bank of Baroda		
AXIS Bank - Collection A/C	456,025	226,973
AXIS Bank - (NIT- DAE-BRNS A/C)	16,505	15,366
AXIS Bank - NIT-AICTE SEMINAR		
AXIS Bank - NIT-ICCIA SEMINAR	22,251	21,451
SBI Collection	263,045	52,899
SBI (CSI A/C 34740953550)	25,793	24,866
SBI Escrow	572,209	2,552,821
Bank of Baroda (TEQIP-II)	51,181	41,710
BOB-NIT A/C CORPUS FUND	3,226,079	3,106,532
BOB-NIT A/C MAINTENANCE FUND	3,223,257	3,103,816
BOB-NIT A/C STAFF DEV FUND	3,262,609	3,141,708
BOB-NITA/C EQUIPMT. REPL.	3,226,079	3,106,532
AXIS Bank S/b A/c	728,853	702,661
AXIS Bank Caution Money A/c	131,552	104,719
SBI (Canteen A/C 34474191537)	697,280	208,836
SBI (Expences A/C 34036959123)	68,789	760,845
SBI (Seminar A/C 35171091889)	48,463	27,584
SBI (Examination A/C 35363224101)	4,325,639	2,493,930
	23,503,431	22,920,009
B. INVESTMENT		
Fixed Deposit		
Opening Balance	11,664,097	10,931,349
Add: Investment During the Year		
Add: Interest Accrued	784,807	823,852
Less: TDS Deducted from Interest	50,051	91,104
	12,398,853	11,664,097
C. FEES RECEIVABLE		
Sundry College Fees Receivable	28,869,980	29,242,121
Hostel Fees Receivable	1,190,300	838,500
	30,060,280	30,080,621
D. LOAN & ADVANCE		
Advance to Suppliers	1,743,963	533,686
Advance to Staff & Others	21,784,039	15,701,748
Security Deposit	691,646	891,646
Sundry Receivable	4,500,220	3,673,820
Advance for TEQIP Project		1,400,000
Grants Receivable	435,410	745,504
Prepaid Expenses		51,441
	29,155,278	22,997,845
	100,288,393	92,095,791



Attested
06/19/2021
Principal

NARULA INSTITUTE OF TECHNOLOGY
81, NILGANJ ROAD, KOLKATA.
(UNIT OF NARULA EDUCATIONAL TRUST)
20 B.T ROAD, KOLKATA

SCHEDULES ANNEXED TO AND FORMING PART OF BALANCE SHEET

PARTICULARS	AMOUNT IN Rs.		AMOUNT IN Rs.	
	AS AT 31.03.2018		AS AT 31.03.2017	
SCHEDULE 6				
CURRENT LIABILITIES & PROVISIONS				
A. Sundry Creditors		8,518,341		11,271,660
B. Other Liabilities				
TDS Payable	1,366			
Fees Received in advance	73,042,187		67,503,936	
Hostel fees received in advance	2,921,930		2,427,260	
Liabilities for Expenses	2,538,329		2,257,551	
Liability Reimbursable	4,007,900		3,908,215	
Student Scholarship	734,930		734,930	
		83,246,642		76,831,892
Grant A/C				
Grant from TEQIP Project				
Opening Balance	1,452,974		13,416,011	
Add: Interest During the year	303,434		511,569	
Add: Received during the year	-		10,314,053	
Less: Utilized during the year	1,705,227		22,788,659	
		51,181		1,452,974
Reserve for Equipment Replacement Fund				
Opening Balance	2,334,208		2,237,317	
Add: Interest During the year	119,606		96,891	
Add: Reserve for this year	-	2,453,814	-	2,334,208
Reserve for Staff Development Fund				
Opening Balance	2,369,384		2,271,146	
Add: Interest During the year	120,960		98,238	
Add: Reserve for this year	-	2,490,344	-	2,369,384
Reserve for Equipment Maintenance Fund				
Opening Balance	2,331,492		2,234,705	
Add: Interest During the year	119,500		96,787	
Add: Reserve for this year	-	2,450,992	-	2,331,492
Reserve for Corpus Fund				
Opening Balance	2,334,208		2,237,317	
Add: Interest During the year	119,606		96,891	
Add: Reserve for this year	-	2,453,814	-	2,334,208
Grants - in - Aid				
Opening Balance	264,692		361,071	
Add: Grant Received during the year	9,536,297		834,079	
Less: Utilization during the year	4,985,193		930,458	
Less: Refund	2,324,206	2,491,590	-	264,692
		104,156,718		99,190,510
SCHEDULE 7				
CAUTION MONEY				
Opening Balance	47,520,497		56,430,497	
Received During The Year	10,518,150		9,855,000	
Repaid During The Year	3,580,000		18,765,000	
Closing Balance		54,458,647		47,520,497



Attested

(Signature)
06/19/2018

Principal

NARULA INSTITUTE OF TECHNOLOGY
81, Nilgunj Road, Agarpara, Kolkata-109

NARULA INSTITUTE OF TECHNOLOGY
81, NILGUNJ ROAD, KOLKATA.
(UNIT OF NARULA EDUCATIONAL TRUST)
20 B.T ROAD, KOLKATA

SCHEDULES ANNEXED TO AND FORMING PART OF INCOME & EXPENDITURE ACCOUNT

PARTICULARS	AMOUNT IN Rs.	
	AS AT 31.03.2018	AS AT 31.03.2017
SCHEDULE 8		
STUDENT FEES		
Tuition Fees	264,764,555	245,063,325
Admission Fees	7,002,500	6,218,800
Library Fees	859,750	868,000
Library Fees + E Journal + Book Bank	5,286,100	5,557,200
Student Life Center Fees	506,750	164,750
Student Development Fees	2,945,000	2,514,000
Professional Training & Project Fees	5,179,000	5,990,000
Soft Skill Development Fees	11,654,000	16,992,000
Sports & Games	2,866,000	2,861,000
	301,063,655	286,227,075
Less: Scholarship/Freeship	12,319,750	9,808,000
	288,743,905	276,419,075
SCHEDULE 9		
HOSTEL ACCOUNT		
Hostel Fees	11,048,250	11,222,000
Hostel Admission Fees	355,000	290,000
Less:		
Hostel Expenses	7,952,280	6,081,692
	3,450,970	5,430,308
SCHEDULE 10		
CANTEEN ACCOUNT		
Realisation of Food Cost	8,421,163	8,003,663
Less: Canteen Expenses	8,939,103	7,703,677
	(517,940)	299,986
SCHEDULE 11		
INTEREST		
Interest on Savings Bank Account	681,566	791,290
Interest on Fixed Deposit	784,807	823,852
	1,466,373	1,615,142
SCHEDULE 12		
OTHER INCOME		
Alumni contribution for Development	338,000	220,000
Sponsorship Receipts	469,000	461,000
Autonomy Examination Fees	4,322,000	1,382,500
Consultancy Fees	1,885,986	1,930,521
Other Income	7,749,981	4,236,147
	14,764,967	8,230,171
SCHEDULE 13		
STAFF COSTS		
Salaries, Honorarium etc.	123,142,446	123,376,764
Staff Welfare Expenses	4,025,610	644,880
	127,168,056	124,021,644
SCHEDULE 14		
ACADEMIC EXPENSES		
Journal and Periodicals	32,024	44,286
Counseling Expenses	21,506	31,282
Laboratory / Workshop Expenses	1,552,414	1,489,749
Research Activity	3,344,332	897,552
Less: Grants-in-Aid	3,344,332	897,552
Training & Development Prog.		3,060,415
TEQIP Activity		
Enhanced interaction with industry	275,991	904,414
Faculty and Staff development	1,388,437	6,041,725
Implementation of institutional reforms	-	394,293
Incremental Operating cost	21,254	1,059,897
Institutional management capacity enhancement	-	93,944
Academic support for weak students	19,545	401,542
Providing Assistantships	1,705,227	8,080,000
Less: Grants-in-Aid from SFPU	1,705,227	16,975,815
Seed Money		16,975,815
E-Governance	296,000	197,000
Expenditure towards interaction with industry	877,920	519,570
Registration & Affiliation fees	1,261,400	-
Student Expenses	2,264,350	7,913,903
Consultancy Project expenses	14,523,415	194,480
Seminar, Conference & Development	281,500	4,794,941
Visiting & Inspection Expenses	5,340,615	118,972
	143,745	18,364,598
	30,463,149	
SCHEDULE 15		
UTILITIES AND SERVICES		
Electricity charges	5,089,741	4,658,435
Insurance Premium	41,333	46,686
Repairs & Maintenance	10,159,879	4,867,577
Internet Charges	1,283,400	1,283,400
Telephone Charges	112,624	140,744
	16,680,977	10,996,842
SCHEDULE 16		
OFFICE AND GENERAL		
Advertisement Expenses	4,159,194	1,698,726
Fuel & Lubricants	225,788	65,744
Prior Period	-	6,360
Postage & Stamps	145,868	38,677
Rent	1,254,800	1,121,800
Travelling & Conveyance Exps.	4,264,231	3,186,290
Legal & Professional Charges	21,849	208,560
Printing & Stationary	618,206	740,374
Statutory/Audit Fee	3,000	-
	10,712,936	7,070,551
SCHEDULE 17		
FINANCE CHARGES		
Bank Charges & Commission	56,920	37,412
Interest on OD Loan	7,914,651	5,314,618
	7,971,571	5,352,030



Attested
08/19/2021


Principal
NARULA INSTITUTE OF TECHNOLOGY
81, Nilgunj Road, Agarpara, Kolkata - 700010

NARULA INSTITUTE OF TECHNOLOGY
81, NILGUNJ ROAD, AGARPARA, KOLKATA - 700 109
(A UNIT OF NARULA EDUCATIONAL TRUST)
20, B.T.ROAD, KOLKATA - 700002

SCHEDULE OF FIXED ASSETS ANNEXED TO AND FORMING PART OF THE BALANCE SHEET AS AT 31.03.2018

SCHEDULE - 3

DESCRIPTION OF ASSETS	GROSS BLOCK					RATE	DEPRECIATION					NET BLOCK	
	AS AT 01.04.2017	ADDITION UPTO 30.09.2017	ADDITION AFTER 30.09.2017	SALES / DISPOSED OFF	AS AT 31.03.2018		AS AT	01.04.2017	UPTO 30.09.2017	AFTER 30.09.2017	TOTAL	AS AT 31.03.2018	AS AT 31.03.2017
	Advance Communication Lab	1,339,939			-		1,339,939	15%	1,129,136	31,621		1,160,757	179,162
Aquaguard	93,080				93,080	15%	13,127	11,993		25,120	67,960	79,953	
Building	180,222,050	9,705,397			189,927,447	10%	109,674,289	8,025,316		117,699,605	72,227,842	70,547,761	
Chemistry Lab Equipments	946,290				946,290	15%	511,701	45,188		576,889	369,400	434,588	
Class Room Equipments	941,636				941,636	15%	808,236	20,010		828,246	113,390	133,400	
Computer	41,008,721	4,698,246	470,901		46,177,868	60%	39,953,961	3,451,804	141,270	43,547,035	2,630,833	1,054,760	
Cycle	10,399				10,399	15%	5,205	779		5,984	4,415	5,194	
Civil Eng. Lab Equipments	3,957,212	16,992	15,526		3,989,730	15%	2,601,045	205,974	1,164	2,808,183	1,181,547	1,356,167	
Electrical Lab Equipments	4,596,265	595,150	334,495		5,525,910	15%	3,453,193	260,733	25,087	3,739,013	1,786,897	1,143,072	
Electricals Fittings	10,870,175		82,954		10,953,129	15%	8,444,735	363,816	6,222	8,814,773	2,138,356	2,425,440	
Electronics Lab Equipments	12,555,943				12,555,943	15%	10,325,606	334,551		10,660,157	1,895,786	2,230,337	
Electronics & Instrumentation Lab Equipments	3,099,181				3,099,181	15%	1,596,450	225,410		1,821,860	1,277,321	1,502,731	
Furniture & Fixture	22,726,683	499,890	254,098		23,480,671	10%	12,318,252	1,090,832	12,705	13,421,789	10,058,882	10,408,431	
Language lab	1,452,555		52,000		1,504,555	15%	1,139,249	46,996	3,900	1,190,145	314,410	313,306	
Software & Licence Fees	3,346,672	4,895	345,636		3,697,203	60%	3,324,546	16,213	103,691	3,444,450	252,753	22,126	
Library Books	20,001,025	638,019	255,948		20,894,992	100%	20,001,025	638,019	255,948	20,894,992			
Machineries and Tools	243,027				243,027	15%	212,447	4,587		217,034	25,993	30,580	
Microwave Laboratory	143,880				143,880	15%	130,688	1,979		132,667	11,213	13,192	
Motor Car	2,177,670				2,177,670	15%	860,954	197,507		1,058,461	1,119,209	1,316,716	
Office Equipments	11,202,480	389,185	4,130		11,595,795	15%	5,239,154	952,877	310	6,192,341	5,403,454	5,963,326	
Physics Lab Equipments	1,372,876	217,198	541,722		2,131,796	15%	1,050,140	80,990	40,629	1,171,759	960,036	322,735	
Workshop Equipments	2,076,223	1,138,343	922,099		4,136,665	15%	719,928	374,196	69,157	1,163,281	2,973,384	1,356,295	
Sports Equipments	432,083	21,321	15,950		469,354	15%	219,078	35,149	1,196	255,423	213,931	213,005	
Equipment for Research And Development	512,827		1,640,861		2,153,688	0%					2,153,688	512,827	
Fixed Asset of TEQIP Project	7,745,755				7,745,755	0%					7,745,755	7,745,755	
Total	333,074,646	17,924,636	4,936,320		355,935,602		223,732,145	16,436,540	661,279	240,829,964	115,105,638	109,342,501	
Less: Grant/Fund	8,258,582				9,899,443						9,899,443	8,258,582	
	324,816,064				346,036,159						105,206,195	101,083,919	
Capital Work In Progress	9,705,397	22,361,302	9,840,981	9,705,397	37,202,283						37,202,283	9,705,397	
Grand Total	334,521,461				383,238,442		223,732,145	16,436,540	661,279	240,829,964	142,408,478	110,789,316	



Attested

56/9/2018

Principal
NARULA INSTITUTE OF TECHNOLOGY
Kolkata-109



AUDITORS' REPORT

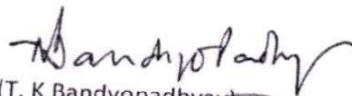
We report that, We have audited the Balance Sheet as at 31st March 2017 of Narula Institute of Technology of 81, Nilgunj Road, Agarpara, Kolkata 700109, Cash flow, Income & Expenditure Account as on that date, including schedules annexed herewith as drawn up from the Computerized Systems of books of Accounts maintained by the College along with Bills, vouchers, registers, Bank Statement and other relevant documents which are in agreement therewith and found the same are in order.


In our opinion, Proper books of Accounts have been maintained in computerized systems by the College Authority.

All the information and explanations which are required for the purpose of Audit were complied with.

Dated: 26-10-2017
(Sheraphuli, Hooghly)

For Bandyopadhyay Associates
Chartered Accountants.


(T. K Bandyopadhyay)
M.No. 051181



Attested


06/10/2017

Principal

NARULA INSTITUTE OF TECHNOLOGY
81, Nilgunj Road, Agarpara, Kolkata-109

NARULA INSTITUTE OF TECHNOLOGY
UNIT OF NARULA EDUCATIONAL TRUST
81, NILGANJ ROAD, KOLKATA.

BALANCE SHEET AS AT 31.03.2017

SOURCES OF FUNDS	SCH NO	AMOUNT IN Rs.	
		AS AT 31.03.2017	AS AT 31.03.2016
CAPITAL FUND	1	56,538,867	12,718,186
RESERVES & SURPLUS	2	-	-
		56,538,867	12,718,186
APPLICATION OF FUNDS			
FIXED ASSETS			
Opening Gross Block	3	293,343,097	381,937,312.00
Add: Addition during the year		37,307,528	52,920,661.00
Less: Disposal			136,357,863.00
Less: Grant-in-aid		5,834,560	5,157,013.00
Less: Depreciation		223,732,144	209,395,445.00
Closing Net Block		101,083,920	83,947,652
Add: Capital Work in progress		9,705,397	25,328,169.00
ADD : Capital Advance	4	364,767	6,299,414.00
		111,154,083	115,575,235.00
CURRENT ASSETS, LOANS & ADVANCES	5		
CASH & BANK BALANCE	5A	27,353,228	35,384,985
INVESTMENT	5B	11,664,097	10,931,349
FEES RECEIVABLE	5C	30,080,621	21,572,475
LOANS & ADVANCE	5D	22,997,845	10,167,053
		92,095,791	78,055,862
LESS : CURRENT LIABILITIES			
CURRENT LIABILITIES	6	99,190,510	124,482,413
CAUTION MONEY	7	47,520,497	56,430,497
		146,711,007	180,912,910
NET CURRENT ASSETS		(54,615,216)	(102,857,049)
		56,538,867	12,718,186

Notes on the Accounts


18

Schedules 1 to 18 and accounting policies form an integral part of accounts

As per report of even date attached

For Bandyopadhyay Associates
Chartered Accountants

T.K. Bandyopadhyay
T.K. Bandyopadhyay
(Proprietor)



NARULA INSTITUTE OF TECHNOLOGY

T. K. Bandyopadhyay
Member

Attested

[Signature]
06/19/2017

Principal

NARULA INSTITUTE OF TECHNOLOGY
81, Nilgunj Road, Agarpura, Kolkata-109

NARULA INSTITUTE OF TECHNOLOGY
UNIT OF NARULA EDUCATIONAL TRUST
81, NILGANJ ROAD, KOLKATA.

INCOME & EXPENDITURE ACCOUNT FOR THE YEAR ENDED 31.03.2017

INCOME	SCH NO	AMOUNT IN Rs	
		AS AT 31.03.2017	AS AT 31.03.2016
STUDENT FEES	8	276,419,075	272,937,335
HOSTEL ACCOUNT	9	5,430,308	5,120,284
CANTEEN ACCOUNT	10	299,986	(12,973)
INTEREST	11	1,615,142	1,395,871
OTHER INCOME	12	8,230,171	9,527,606
TOTAL INCOME :-		291,994,682	288,968,124
EXPENDITURE			
STAFF COSTS	13	124,021,646	99,336,313
ACADEMIC EXPENSES	14	18,364,598	22,018,915
UTILITIES AND SERVICES	15	10,996,842	10,391,661
OFFICE AND GENERAL	16	7,070,551	18,271,038
FINANCE CHARGES	17	5,352,230	2,265,240
DONATION		504,173	-
DEPRECIATION	3	14,336,700	28,146,965
TOTAL EXPENDITURE :-		180,646,740	180,430,132
EXCESS OF INCOME OVER EXPENDITURE		111,347,942	108,537,991
NET SURPLUS TRF. TO RESERVE & SURPLUS A/C		111,347,942	108,537,991

Notes on the Accounts


18

Schedules 1 to 18 and accounting policies form an integral part of accounts

As per report of even date attached

For Bandyopadhyay Associates
Chartered Accountants

T.K.Bandyopadhyay
(Proprietor)



NARULA INSTITUTE OF TECHNOLOGY

[Signature]
Member

Attested


[Signature]
Principal

NARULA INSTITUTE OF TECHNOLOGY
81, Nilgunj Road, Agarpara, Kolkata-109

NARULA INSTITUTE OF TECHNOLOGY
81, NILGANJ ROAD, KOLKATA.
(UNIT OF NARULA EDUCATIONAL TRUST)
20 B.T ROAD, KOLKATA

SCHEDULES ANNEXED TO AND FORMING PART OF BALANCE SHEET

PARTICULARS	AMOUNT IN Rs.	
	AS AT 31.03.2017	AS AT 31.03.2016
SCHEDULE 1		
Capital Fund - Narula Educational Trust		
Opening Balance	12,718,186	167,075,541
Add: Introduced during the year	126,214,634	82,450,489
Less: Withdrawal / Adjusted during the year	190,719,617	328,764,298
Add: Reserve & Surplus transferred to capital a/c	108,325,664	91,956,455
	56,538,867	12,718,186
SCHEDULE 2		
RESERVES & SURPLUS		
Opening Balance		
Add: Surplus During The year	111,347,942	103,137,991
	111,347,942	103,137,991
Less: Transfer to TEQIP Project Fund	3,022,278	4,200,000
Less: Reserve for TEQIP Project		6,981,536
	108,325,664	91,956,455
Less: Transferred to capital A/C	108,325,664	91,956,455
SCHEDULE 4		
CAPITAL ADVANCE		
Ultra Tech Cement Ltd	15,000	93,000
Test Master	343,353	-
EICO Construction Co.	-	6,200,000
Gaurishankar Bihari	6,414	6,414
	364,767	6,299,414
SCHEDULE 5		
CURRENT ASSETS, LOANS & ADVANCES		
A. CASH & BANK BALANCES		
Cash in Hand (as certified)	421,955	7,590,352
Cash Seized by Income Tax Dept.	4,000,000	
Cash in Hand (TEQIP)	11,264	47,350
Cash at Bank	4,433,219	7,637,702
Hostel UCO Bank	3,226,760	3,000,531
Bank of Baroda		
AXIS Bank - Collection A/C	226,973	200,594
AXIS Bank - (NIT- DAE-BRNS A/C)	15,366	117,479
AXIS Bank - NIT-AICTE SEMINAR		
AXIS Bank - NIT-ICCIA SEMINAR	21,451	20,614
SBI Collection	52,899	983,294
SBI (CSI A/C 34740953550)	24,866	23,662
SBI (Escrow A/C 34037009B38)	2,552,821	745,310
Bank of Baroda (TEQIP-II)	41,710	11,607,138
BOB-NIT A/C CORPUS FUND	3,106,532	2,237,317
BOB-NIT A/C MAINTENANCE FUND	3,103,816	2,234,705
BOB-NIT A/C STAFF DEV FUND	3,141,708	2,271,146
BOB-NITA/C EQUIPMT. REPL.	3,106,532	2,237,317
AXIS Bank S/b A/c	702,661	549,230
AXIS Bank Caution Money A/c	104,719	5
SBI (Canteen A/C 34474191537)	208,836	131,842
SBI (Expences A/C 34036959123)	760,845	682,832
SBI (Seminar A/C 35171091889)	27,584	11,079
SBI (Examination A/C 3536324101)	2,493,930	693,188
	22,920,009	27,747,283
B. INVESTMENT		
Fixed Deposit		
Opening Balance	10,931,349	10,208,349
Add: Investment During the Year		
Add: Interest Accrued	823,852	812,548
Less: TDS Deducted from Interest	91,104	89,548
	11,664,097	10,931,349
C. FEES RECEIVABLE		
Sundry College Fees Receivable	29,242,121	21,340,225
Hostel Fees Receivable	838,500	232,250
	30,080,621	21,572,475
D. LOAN & ADVANCE		
Advance to Suppliers	533,686	6,360
Advance to Staff & Others	15,701,748	5,000,768
Security Deposit	891,646	291,646
Sundry Receivable	3,673,820	2,577,336
Advance for TEQIP Project	1,400,000	1,761,523
Sundry Debtors		130,080
Grants Receivable	745,504	399,340
Prepaid Expenses	51,441	
	22,997,845	10,167,053
	92,095,791	78,055,862



Attested
[Signature]
Principal

NARULA INSTITUTE OF TECHNOLOGY
81, Nilguni Road, Agamara, Kolkata-109

NARULA INSTITUTE OF TECHNOLOGY
81, NILGANJ ROAD, KOLKATA.
(UNIT OF NARULA EDUCATIONAL TRUST)
20 B.T ROAD, KOLKATA

SCHEDULES ANNEXED TO AND FORMING PART OF BALANCE SHEET

PARTICULARS	AMOUNT IN Rs.	
	AS AT 31.03.2017	AS AT 31.03.2016
SCHEDULE 6		
CURRENT LIABILITIES & PROVISIONS		
A. Sundry Creditors		29,459,524
B. Other Liabilities	11,271,660	
Security Deposit		6,000
Fees Received in advance	67,503,936	64,621,986
Hostel fees received in advance	2,427,260	1,449,010
Liabilities for Expenses	2,257,551	1,804,989
Liability Reimbursable	3,908,215	3,648,408
Govt. Scholarship	734,930	734,930
	76,831,892	72,265,323
Grant A/C		
Grant from TEQIP Project		
Opening Balance	13,416,011	6,167,133
Add: Interest During the year	511,569	217,470
Add: Received during the year	10,314,053	16,000,000
Less: Utilized during the year	22,788,659	8,968,592
	1,452,974	13,416,011
Reserve for Equipment Replacement Fund		
Opening Balance	2,237,317	469,026
Add: Interest During the year	96,891	26,770
Add: Reserve for this year	-	-
	2,334,208	1,741,521
Reserve for Staff Development Fund		
Opening Balance	2,271,146	485,479
Add: Interest During the year	98,238	27,400
Add: Reserve for this year	-	-
	2,369,384	1,758,267
Reserve for Equipment Maintenance Fund		
Opening Balance	2,234,705	467,758
Add: Interest During the year	96,787	26,719
Add: Reserve for this year	-	-
	2,331,492	1,740,228
Reserve for Corpus Fund		
Opening Balance	2,237,317	469,026
Add: Interest During the year	96,891	26,770
Add: Reserve for this year	-	-
	2,334,208	1,741,521
Grants - In - Aid		
Opening Balance	361,071	1,349,077
Add: Grant Received during the year	834,079	689,499
Less: Utilization during the year	930,458	1,202,505
Less: Refund		475,000
	264,692	361,071
	99,190,510	124,482,413
SCHEDULE 7		
CAUTION MONEY		
Opening Balance	56,430,497	49,517,497
Add: Received During The Year	9,855,000	10,978,000
Less: Repaid During The Year	18,765,000	4,065,000
Closing Balance	47,520,497	56,430,497



Attested


[Signature]
08/19/2021

Principal
NARULA INSTITUTE OF TECHNOLOGY
81, Nilgunj Road, Agarpara, Kolkata-109

NARULA INSTITUTE OF TECHNOLOGY
81, NILGANJ ROAD, KOLKATA.
(UNIT OF NARULA EDUCATIONAL TRUST)
20 B.T ROAD, KOLKATA

SCHEDULES ANNEXED TO AND FORMING PART OF INCOME & EXPENDITURE ACCOUNT

PARTICULARS	AMOUNT IN Rs.	
	AS AT 31.03.2017	AS AT 31.03.2016
SCHEDULE 8		
STUDENT FEES		
Admission Fees	6,218,800	6,039,800
Tuition Fees	245,063,325	241,480,635
Library Fees	866,000	835,000
Library Fees + E. Journal + Book Bank	5,557,200	3,204,400
Student Life Center Fees	164,750	
Student Development Fees	2,514,000	1,427,500
Professional Training & Project Fees	5,990,000	7,270,000
Soft Skill Development Fees	16,692,000	19,168,000
Sports & Games	2,861,000	3,182,000
	286,227,075	282,627,335
Less: Scholarship/Freeship	9,608,000	9,690,000
	276,619,075	272,937,335
SCHEDULE 9		
HOSTEL ACCOUNT		
Hostel Fees	11,222,000	11,774,250
Hostel Admission Fees	290,000	
Less -		
Hostel Expenses	6,081,692	6,653,966
	5,430,308	6,653,966
		5,120,284
SCHEDULE 10		
CANTEEN ACCOUNT		
Realisation of Food Cost	8,003,668	5,906,461
Less: Canteen Expenses	7,703,677	5,919,433
	299,988	(12,973)
SCHEDULE 11		
INTEREST		
Interest on Savings Bank Account	791,290	542,004
Interest on Fixed Deposit	823,852	853,867
	1,615,142	1,395,871
SCHEDULE 12		
OTHER INCOME		
Alumni contribution for Development	220,000	165,000
Sponsorship Receipts	461,000	417,000
Autonomy Examination Fees	1,382,500	791,400
Consultancy Fees	1,930,521	1,312,225
Other Income	4,236,147	6,841,981
	8,230,171	9,527,606
SCHEDULE 13		
STAFF COSTS		
Salaries, Honorarium etc.	123,376,766	98,976,653
Staff Welfare Expenses	644,800	509,660
	124,021,566	99,336,313
SCHEDULE 14		
ACADEMIC EXPENSES		
Journal and Periodicals	44,286	74,004
Counselling Expenses	31,282	90,458
Laboratory / Workshop Expenses	1,489,749	1,428,455
Research Activity	897,552	722,584
Less: Grants-in-Aid	897,552	722,584
Training & Development Prog.		
TEQIP Activity	3,060,415	3,215,384
Enhanced interaction with industry	904,414	654,704
Faculty and Staff development	6,041,725	370,425
Implementation of institutional reforms	394,293	180,603
Incremental Operating cost	1,059,897	519,248
Institutional management capacity enhancement	93,944	18,770
Academic support for weak students	401,542	51,750
Providing Assistantships	8,080,000	2,496,000
Less: TEQIP Project Fund	16,975,815	4,291,500
Seed Money	197,000	101,000
E-Governance	519,570	179,536
Consultancy Project Expenses	194,480	129,225
Student Expenses	7,913,903	12,855,825
Seminar, Conference & Development	4,794,941	3,666,575
Visiting & Inspection Expenses	118,972	278,453
	18,364,598	22,018,915
SCHEDULE 15		
UTILITIES AND SERVICES		
Electricity charges	4,658,435	4,494,905
Insurance Premium	46,686	41,615
Repairs & Maintenance	4,867,577	4,526,630
Internet Charges	1,283,400	1,162,800
Telephone Charges	140,744	165,711
	10,996,842	10,391,661
SCHEDULE 16		
OFFICE AND GENERAL		
Advertisement Expenses	1,698,726	13,556,773
Fuel & Lubricants	65,744	59,734
Prior Period	6,360	
Postage & Stamps		
Rent	38,677	41,226
Travelling & Conveyance Exps.	1,121,800	1,400,000
Legal & Professional Charges	3,186,290	2,398,965
Printing & Stationary	208,560	15,500
Auditors Fees	740,374	795,840
Rates & Taxes	4,020	3,000
	7,070,551	18,271,038
SCHEDULE 17		
FINANCE CHARGES		
Bank Charges & Commission	37,412	22,244
Interest on OD Loan	5,314,818	2,242,996
	5,352,230	2,265,240




Attested
20/06/19/2021
Principal

NARULA INSTITUTE OF TECHNOLOGY
(Unit Of Narula Educational Trust)
81, NILGUNI ROAD, AGARPARA, KOLKATA-700109

SCHEDULE OF FIXED ASSETS ANNEXED TO AND FORMING PART OF THE BALANCE SHEET AS AT 31.03.2017

DESCRIPTION OF ASSETS	GROSS BLOCK				DEPRECIATION				NET BLOCK			
	AS AT 01.04.2016	ADDITIONS UP TO 30-09-2016	ADDITIONS AFTER 30-09-2016	SALES/DISPOSE D OFF	AS AT 31-03-2017	RATE	AS AT 01.04.2016	UP TO 30-09-2016	AFTER 30-09-2016	AS AT 31-03-2017	AS AT 31-03-2017	AS AT 01.04.2016
Advance Communication Lab Equipment	1,318,679.00	21,240.00	-	-	1,339,939.00	15%	1,091,934.84	37,200.62	1,129,135.46	210,803.54	226,744.16	
Building	154,893,880.58	25,328,169.00	-	-	180,222,049.58	10%	101,835,648.18	7,838,640.14	109,674,288.32	70,547,761.26	53,058,232.40	
Chemistry Lab Equipments	932,434.59	-	13,855.00	-	946,289.59	15%	436,230.53	74,430.61	1,039.13	434,589.32	466,204.06	
Class Room Equipments	941,636.00	-	-	-	941,636.00	15%	784,694.70	23,541.19	-	808,235.90	133,400.10	
Computer	40,773,971.91	11,414.00	223,335.00	-	41,008,720.91	60%	38,539,320.65	1,347,639.15	67,000.50	39,993,900.31	1,054,760.60	
Aquaguard	-	81,940.00	11,140.00	-	93,080.00	15%	-	12,291.00	835.50	13,126.50	79,953.50	
Cycle	6,349.00	-	4,050.00	-	10,399.00	15%	4,644.65	255.65	303.75	5,204.05	5,194.95	
Civil Eng. Lab Equipment	3,935,572.34	-	21,640.00	-	3,957,212.34	15%	2,363,632.04	235,791.05	1,623.00	2,601,046.08	1,356,166.26	
Electrical Lab Equipments	4,285,233.18	138,372.00	172,660.00	-	4,596,265.18	15%	3,266,708.99	173,534.43	12,948.50	3,453,192.91	1,018,524.19	
Electricals & Fittings	10,817,332.85	44,999.00	7,843.00	-	10,870,174.85	15%	8,017,408.33	426,738.53	588.23	8,444,735.09	2,425,439.76	
Electronics Lab Equipments	12,407,787.80	117,600.00	30,555.00	-	12,555,942.80	15%	9,934,712.66	388,601.27	2,291.63	10,325,605.56	2,230,337.24	
Electronics & Instrumentation Lab Equipments	3,099,181.00	-	127,140.00	-	3,099,181.00	15%	1,331,261.62	245,187.91	-	1,596,449.53	1,502,731.47	
Furniture & Fixture	22,506,697.15	-	-	-	22,726,683.15	10%	11,188,823.06	1,143,072.01	6,357.00	12,318,252.07	10,408,431.08	
Language Lab	1,452,554.99	-	-	-	1,452,554.99	15%	1,083,959.85	55,289.27	-	1,139,249.12	313,305.87	
software & License Fees	3,346,671.50	-	-	-	3,346,671.50	60%	3,291,355.62	33,189.53	-	3,324,545.15	22,126.35	
Library Books	19,268,392.56	653,398.00	79,234.00	-	20,001,024.56	100%	19,268,392.56	653,398.00	79,234.00	20,001,024.56	35,977.22	
Machineries and Tools	243,027.00	-	-	-	243,027.00	15%	207,049.78	5,376.58	-	212,446.36	13,191.94	
Motor Car	1,214,155.00	-	963,515.00	-	1,438,880.00	15%	128,360.07	2,327.99	-	130,688.06	15,519.93	
Office Equipments	9,443,974.42	787,964.00	970,543.00	-	11,202,481.42	15%	4,272,439.16	72,263.63	72,263.63	860,953.65	500,547.03	
Physics Lab Equipments	1,372,875.64	-	-	-	1,372,875.64	15%	973,187.24	893,974.89	72,780.73	5,239,154.77	5,171,535.26	
Workshop Equipments	521,145.30	1,555,078.00	-	-	2,076,223.30	15%	480,582.70	239,346.09	-	1,050,140.50	379,688.40	
Sports Equipments	417,645.00	14,438.00	-	-	432,083.00	15%	181,489.39	37,589.04	-	719,928.79	40,562.60	
Equipment for Research And Development	4,677,092.00	-	32,906.00	-	5,12,827.00	0%	-	-	-	5,12,827.00	479,921.00	
Software & License Fees (Project)	298,500,109.81	28,847,458.00	3,726,898.00	-	335,807,637.81	0%	-	-	-	6,751,848.00	4,677,092.00	
Library E-Journal & E-Books	5,157,013	-	2,074,756.00	-	6,751,848.00	0%	-	-	-	112,075,486.37	89,104,665.21	
Total	293,343,097	1,268,784.00	8,436,613.00	25,328,169.00	324,816,065	-	209,395,444.60	14,019,420.27	317,276.58	223,732,141.44	101,083,923	
Less: Grant/Fund	25,328,169.00	-	-	-	9,705,397.00	-	-	-	-	10,991,573	83,947,652	
Capital Work In Progress	318,671,265.81	-	-	-	334,521,461.81	-	209,395,444.60	14,019,420.27	317,276.58	223,732,141.44	110,789,320.37	
Grand Total												



Attested
[Signature]
06/19/2017

Principal
NARULA INSTITUTE OF TECHNOLOGY
81, Nilguni Road, Agarpara, Kolkata-109



AUDITORS' REPORT

We report that, We have audited the Balance Sheet as at 31st March 2016 of Narula Institute of Technology of 81, Nilgunj Road, Agarpara, Kolkata 700109, Cash flow, Income & Expenditure Account as on that date, including schedules annexed herewith as drawn up from the Computerized Systems of books of Accounts maintained by the College along with Bills, vouchers, registers, Bank Statement and other relevant documents which are in agreement therewith and found the same are in order.

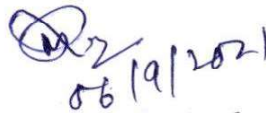
In our opinion, Proper books of Accounts have been maintained in computerized systems by the College Authority.

All the information and explanations which are required for the purpose of Audit were complied with.


Dated: 23.09.2016
(Sheraphuli, Hooghly)

For Bandyopadhyay Associates
Chartered Accountants.


Attested


06/19/2021

Principal
NARULA INSTITUTE OF TECHNOLOGY
81, Nilgunj Road, Agarpara, Kolkata-109



(T. K Bandyopadhyay)
M.No. 051181



NARULA INSTITUTE OF TECHNOLOGY

(Unit Of Narula Educational Trust)

81, Nilgunj Road, Kolkata - 700114

BALANCE SHEET AS AT 31.03.2016

SOURCES OF FUNDS	Schedule	AMOUNT IN Rs.	
		AS AT 31.03.16	AS AT 31.03.15
CAPITAL FUND	1	12,718,186	167,075,541
RESERVE & SURPLUS	2	-	-
		12,718,186	167,075,541
APPLICATION OF FUNDS			
FIXED ASSETS			
Opening Gross Block		381,937,312	318,310,814
Add: Addition during the year		52,920,661	66,682,838
Less: Disposal		136,357,863	-
Less: Grant-in-aid		5,157,013	3,056,340
Less: Depreciation		209,395,445	181,248,480
Closing Net Block		83,947,652	200,688,832
Add: Capital Work in progress		25,328,169	42,926,615
ADD : Capital Advance		6,299,414	6,934,350
		115,575,235	250,549,797
CURRENT ASSETS, LOANS & ADVANCES	5		
CASH & BANK BALANCE		46,316,334	29,308,303
FEES RECEIVABLE		21,572,475	20,876,448
LOAN & ADVANCE		10,167,053	8,812,679
		78,055,862	58,997,430
LESS: CURRENT LIABILITIES			
CURRENT LIABILITIES	6	124,482,413	92,954,190
CAUTION MONEY	7	56,430,497	49,517,497
		180,912,910	142,471,687
NET CURRENT ASSETS		(102,857,049)	(83,474,257)
		12,718,186	167,075,540

Notes on the Accounts

18

Schedules 1 to 18 and accounting policies form an integral part of accounts

As per report of even date attached

For Bandyopadhyay Associates
Chartered Accountants

T.K. Bandyopadhyay

T.K. Bandyopadhyay
(Proprietor) 28/09/2016



NARULA INSTITUTE OF TECHNOLOGY

Attested

Tarunjit Sin
Member

[Signature]
06/09/2016
Principal

NARULA INSTITUTE OF TECHNOLOGY
81, Nilgunj Road, Agarpara, Kolkata-109

NARULA INSTITUTE OF TECHNOLOGY
(Unit Of Narula Educational Trust)
81, Nilgunj Road, Kolkata - 700114

**INCOME AND EXPENDITURE ACCOUNT
FOR THE YEAR ENDED 31.03.2016**

INCOME :	Schedule	AMOUNT IN Rs.	
		AS AT 31.03.16	AS AT 31.03.15
STUDENT FEES	8	272,937,335	259,076,525
HOSTEL A/C	9	5,120,284	3,522,877
OTHER INCOME	10	16,829,938	12,159,377
TOTAL INCOME :	A	294,887,557	274,758,779
EXPENDITURE :			
STAFF COST	11	99,336,313	92,913,823
ADMINISTRATIVE & OTHER COST	12	56,623,291	64,987,460
INTEREST	13	2,242,996	321,575
DEPRECIATION	3	28,146,965	26,511,223
TOTAL EXPENDITURE :	B	186,349,565	184,734,081
EXCESS OF INCOME OVER EXPENDITURE	A-B	108,537,991	90,024,698
NET SURPLUS TRF. TO RESERVE & SURPLUS A/C		108,537,991	90,024,698


Notes on the Accounts

18

Schedules 1 to 18 and accounting policies form an integral part of accounts

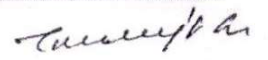
As per report of even date attached

For Bandyopadhyay Associates
Chartered Accountants



T.K. Bandyopadhyay
(Proprietor) 28/09/2016



NARULA INSTITUTE OF TECHNOLOGY


Member

Attested


Principal
NARULA INSTITUTE OF TECHNOLOGY
81, Nilgunj Road, Agarpara, Kolkata-109


NARULA INSTITUTE OF TECHNOLOGY

(Unit Of Narula Educational Trust)

81, Nilgunj Road, Kolkata - 700114

SCHEDULES ANNEXED TO AND FORMING PART OF BALANCE SHEET

PARTICULARS	AMOUNT IN Rs.		AMOUNT IN Rs.	
	AS AT 31.03.2016		AS AT 31.03.2015	
SCHEDULE - 1				
Capital Fund :(Narula Educational Trust)				
Opening balance	167,075,541		118,065,319	
Add : Introduced During this year	82,450,489		102,476,575	
Less : Withdrawal / Adjusted during this year	328,764,298		135,451,000	
Add: Reserve & Surplus transfer to Capital A/C	91,956,455		81,984,647	
		12,718,186		167,075,541
SCHEDULE -2				
RESERVE AND SURPLUS				
Opening balance	-		-	
Add : Surplus During this year	103,137,991		90,024,698	
	103,137,991		90,024,698	
Less: Transfer to TEQIP Project Fund	4,200,000		6,148,763	
Less: Reserve for TEQIP Project	6,981,536		1,891,290	
	91,956,455		81,984,647	
Less : Transferred to Capital Account	91,956,455		81,984,647	
SCHEDULE -4				
CAPITAL ADVANCE				
Centre for Advanced Communication	-		36,356	
Ultra Tech Cement Limited	93,000		93,000	
ALPHA SYSTEMS	-		472,706	
LADHURAM TOSHNIWAL & SONS	-		99,624	
EICO Construction Co.	6,200,000		6,200,000	
Gaurishankar Bihani	6,414		6,414	
Cool Command	-		26,250	
		6,299,414		6,934,350
SCHEDULE - 5				
CURRENT ASSETS, LOANS & ADVANCES				
A. CASH AND BANK BALANCES :				
Cash in hand (As Certified)	7,590,352		6,347,372	
Cash in hand (TEQIP)	47,350		34,077	
U.Co. Bank	3,000,531		3,433,508	
Bank of Baroda	-		741,259	
Axis Bank - Collection A/C	200,594		147,394	
Axis Bank - (NIT- DAE-BRNS A/C	117,479		158,830	
SBI Collection	983,294		931,120	
Axis Bank - NIT-ICCIA SEMINAR	20,614		19,807	
Bank of Baroda (TEQIP-II)	11,607,138		4,502,162	
BOB-NIT A/C CORPUS FUND	2,237,317		469,026	
BOB-NIT A/C MAINTENANCE FUND	2,234,705		467,758	
BOB-NIT A/C STAFF DEV FUND	2,271,146		485,479	
BOB-NITA/C EQUIPMT. REPL.	2,237,317		469,026	
Axis Bank S/B A/C	549,230		335,261	
SBI (CSI A/C 34740953550)	23,662		16,700	
SBI (Escrow A/C 34037009838)	745,310		588,159	
AXIS BANK (CAUTION MONEYA/C (437010100112529))	5		-	
SBI (Canteen A/C 34474191537)	131,842		-	
SBI (Expences A/C 34036959123)	682,832		-	
SBI (Seminer A/C 35171091889)	11,079		-	
SBI (Examination A/C 35363224101)	693,188		-	
Fixed Deposit	10,931,349	46,316,334	10,161,365	29,308,303
B. FEES RECEIVABLE				
Tuition Fees Accrued & Due	21,340,225		20,725,448	
Hostel Fees Accrued & Due	232,250	21,572,475	151,000	20,876,448
C. LOAN & ADVANCE				
Advance to suppliers	6,360		1,143,144	
Advance to Staffs	170,000		258,590	
Advance against Expenses	4,830,768		3,837,485	
Advance for TEQIP Project	1,761,523		1,630,894	
Sundry Receivable	2,577,336		1,111,000	
TDS Receivable	-		8,000	
Security Deposit	291,646		294,146	
Grants receivable	399,340		399,340	
Sundry Debtors	130,080	10,167,053	130,080	8,812,679
		78,055,862		58,997,430



Attested

(Signature)
Principal

NARULA INSTITUTE OF TECHNOLOGY
81, Nilgunj Road, Agarpara, Kolkata-109


NARULA INSTITUTE OF TECHNOLOGY

(Unit Of Narula Educational Trust)

81, Nilgunj Road, Kolkata - 700114

SCHEDULES ANNEXED TO AND FORMING PART OF BALANCE SHEET

PARTICULARS	AMOUNT IN Rs.	
	AS AT 31.03.2016	AS AT 31.03.2015
SCHEDULE -6		
CURRENT LIABILITIES & PROVISIONS		
A. Sundry Creditors for Capital Goods & Expenses		
B. Other Liabilities	29,459,524	6,651,645
I. TDS Payable		20,100
II. Fees Received in Advance	64,621,986	66,089,094
III. Hostel Fees Received in Advance	1,449,010	1,491,820
IV. Grant from TEQIP Project		
Opening Balance	6,167,133	
Add: Interest During the year	217,470	4,407,115
Add: Received during the year	16,000,000	219,425
Less: Utilized during the year	8,968,592	14,148,763
		12,608,170
V. Reserve for Equipment Replacement Fund	13,416,011	6,167,133
Opening Balance	469,026	
Add: Interest During the year	26,770	
Add: Reserve for this year	1,741,521	469,026
VI. Reserve for Staff Devolment Fund	2,237,317	469,026
Opening Balance	485,479	
Add: Interest During the year	27,400	
Add: Reserve for this year	1,758,267	485,479
VII. Reserve for Equipment Maintenance Fund	2,271,146	485,479
Opening Balance	467,757.50	
Add: Interest During the year	26,719	
Add: Reserve for this year	1,740,228	467,758
VIII. Reserve for Corpus Fund	2,234,705	467,758
Opening Balance	469,026	
Add: Interest During the year	26,770	
Add: Reserve for this year	1,741,521	469,026
V. Grants-in-Aid	2,237,317	469,026
Opening Balance	1,349,077	
Add: Grant Received during the year	689,499	2,914,013
Less: Utilization during the year	1,202,505	1,771,125
Less: Refund	475,000	3,336,061
VI. Outstanding Liability	361,071	1,349,077
Employees Contribution to ESI		
Outstanding Liabilities Reimbursable	857	
Liability for Expenses	3,647,551	2,533,781
Security Deposit Receipts	1,804,989	158,734
Govt. Scholarship	6,000	6,000
Bank Balance (Temporary Overdrawn)	734,930	734,930
		5,860,588
	124,482,413	92,954,190
SCHEDULE -7		
CAUTION MONEY		
Opening Balance		
Add :Billing During this year	49,291,497	44,114,497
Add:Caution Money Refund Payable A/c	9,771,000	8,320,000
Less : Repaid during this year	1,205,000	
Less:Transferred to Caution Money Payable A/C	1,855,000	3,143,000
Closing Balance	2,210,000	
Book Bank	56,202,497	49,291,497
Opening Balance	226,000	
Add:Cheque cancelled during the year	2,000	
Closing Balance		226,000
Total Caution Money	228,000	226,000
	56,430,497	49,517,497



Attested

(Signature)
06/9/2021

Principal

NARULA INSTITUTE OF TECHNOLOGY
81, Nilgunj Road, Agarpara, Kolkata-109

NARULA INSTITUTE OF TECHNOLOGY
(Unit Of Narula Educational Trust)
81, Nilgunj Road, Kolkata - 700114

SCHEDULES ANNEXED TO AND FORMING PART OF INCOME & EXPENDITURE ACCOUNT

PARTICULARS	AMOUNT IN Rs.	
	AS AT 31.03.2016	AS AT 31.03.2015
SCHEDULE - 8		
STUDENT FEES :		
ADMISSION FEES		
Library Cum Book Bank	6,039,800	5,251,600
LIBRARY FEE	3,065,200	2,508,600
LIBRARY FEES+E JOURNAL+BOOK BANK	835,000	360,250
Project & Seminar Fees Project & Seminar	139,200	2,247,000
Soft Skill Development Fees	7,270,000	6,350,000
Sports & Games	19,188,000	13,623,200
STUDENTS DEV/EX CU/S.S/PER&DEV FEES	456,000	1,129,000
Students Welfare and Sports & Games	1,427,500	495,500
Tuition Fees	2,726,000	2,264,000
	241,480,635	228,388,375
Less: Scholarship/Freeship	282,627,335	262,617,525
	9,690,000	3,541,000
	272,937,335	259,076,525
SCHEDULE - 9		
HOSTEL ACCOUNT		
Hostel Fees	11,774,250	11,637,260
Less: Hostel Expenses:	6,653,966	8,114,383
	5,120,284	3,522,877
SCHEDULE - 10		
OTHER INCOME :		
Autonomy Examination Fees	791,400	
Income from Canteen	5,908,461	
Interest on Fixed Deposit	853,867	2,615,629
Interest on Savings Bank Account	542,004	11,252
Alumni contribution for Development	165,000	657,639
Sponsorship Receipts	417,000	123,000
Consultancy Fees	1,312,225	365,000
Other Income	6,841,981	1,258,746
		7,128,111
	16,829,938	12,159,377
SCHEDULE - 11		
STAFF COSTS:		
Staff Salaries	98,826,653	92,613,904
Staff Welfare Expenses	509,660	299,919
	99,336,313	92,913,823
SCHEDULE - 12		
ADMINISTRATIVE EXPENSES		
Advertisement Expenses		
Canteen Expenses	13,556,773	14,303,293
Seed Money	5,919,433	5,567,883
Auditors Remuneration	101,000	642,500
Legal Expenses	3,000	3,000
Journal and Periodicals	15,500	27,210
Bank Charges	74,004	296,930
Car Hire Charges	22,244	13,883
Counseling Expenses		505,194
Electricity Expenses	90,458	90,000
Fuel and Lubricants	4,494,905	4,325,476
General Expenses	59,734	162,055
E-governance		5,437,745
Student Expenses	179,536	152,879
Inspection Expenses	12,855,825	9,658,968
Insurance Expenses	278,453	373,099
Postage & Stamp	41,615	44,240
Consultancy Project Expenses	41,226	14,391
Printing and Stationery	129,225	52,487
Repair & Maintenance	795,840	2,323,717
Rates & Taxes	4,526,630	7,857,622
Research Activity		325
Less: Grants-in-Aid	722,584	371,580
TEQIP Activity:	722,584	371,580
Enhanced Interaction with industry		
Faculty and Staff development	654,704	639,810
Implementation of institutional reforms	370,425	1,228,193
Incremental Operating cost	180,603	46,863
Institutional management capacity enhancement	519,248	769,980
Academic support for weak students	18,770	
Providing Assistantships	51,750	83,000
Less: TEQIP Project Fund	2,496,000	5,192,000
Seminar, Conference & Development	4,291,500	7,959,846
Donation & Subscription		
Internet Charges	3,666,575	4,410,961
Telephone Charges	1,162,800	850,372
Laboratory & Workshop Expenses	165,711	554,854
Training & Development Expenses	1,428,455	429,800
Traveling and Conveyance	3,215,384	96,346
House Rent.	2,398,965	2,542,958
	1,400,000	3,348,672
	56,623,291	900,000
SCHEDULE - 13		
INTEREST ACCOUNT :		
Interest on Term loan (BOB)	2,242,996	321,575
	2,242,996	321,575



Attested
Principal
Date: 06/19/2017


NARULA INSTITUTE OF TECHNOLOGY
81, Nilgunj Road, Agarpara, Kolkata-109

NARULA INSTITUTE OF TECHNOLOGY
(Unit Of Narula Educational Trust)
81, NILGUNJ ROAD, AGARPARA, KOLKATA-700109

DESCRIPTION OF ASSETS	SCHEDULE OF FIXED ASSETS ANNEXED TO AND FORMING PART OF THE BALANCE SHEET AS AT 31-03-2016										NET BLOCK		
	GROSS BLOCK					DEPRECIATION					AS AT		
	AS AT 01.04.2015	ADDITIONS UPTO 30-09-2015	ADDITIONS AFTER 30-09-2015	SALES/DISPOSED OFF	AS AT 31-03-2016	RATE	AS AT 01.04.2015	UPTO 30-09-2015	AFTER 30-09-2015	AS AT 31-03-2016	AS AT 31-03-2016	AS AT 01.04.2015	
Advance Communication Lab Equipment	1,318,699.00	42,926.615	433,824	136,257,798	1,318,699.00	15%	1,051,917.63	40,017.20	-	1,091,934.84	226,764.16	266,781.37	
Building	248,225,063.82	498,610.59	433,824	-	1,318,699.00	10%	80,800,533.66	21,035,114.53	-	1,01,835,648.18	53,058,232.40	1,67,424,530.16	
Chemistry Lab Equipments	941,636.00	520,367	1,385,317	100,065	932,434.59	15%	386,943.70	16,750.03	32,536.80	784,694.70	156,941.30	111,666.89	
Class Room Equipments	38,968,352.91	6,349.00	1,385,317	-	941,636.00	15%	756,999.18	27,695.52	-	38,539,320.65	2,234,651.26	2,742,021.39	
Computer	3,935,572.34	6,349.00	1,385,317	-	4,077,397.19	60%	36,226,331.52	1,897,394.03	-	4,644.65	1,704.35	2,005.12	
Cycle	4,285,233.18	6,349.00	1,385,317	-	6,349.00	15%	4,343.88	300.77	-	2,363,632.04	1,571,940.30	1,849,341.53	
Civil Eng. Lab Equipment	10,817,332.85	3,302,498.50	13,298	-	3,935,572.34	15%	2,086,230.81	277,401.23	-	3,266,708.99	1,018,524.19	1,198,263.76	
Electrical Lab Equipments	12,120,356.80	3,099,181.00	287,431	-	4,285,233.18	15%	3,086,969.42	179,739.56	-	8,017,408.33	2,799,924.52	3,294,028.84	
Electrical Fittings	3,099,181.00	22,335,096.15	49,029	-	10,817,332.85	15%	7,523,304.01	494,104.33	-	9,994,712.66	2,473,075.14	2,596,707.61	
Electronics Lab Equipments	3,099,181.00	22,335,096.15	49,029	-	12,407,787.80	15%	9,523,649.19	389,506.14	21,557.33	1,331,261.62	1,767,919.38	2,079,905.15	
Electronics & Instrumentation Lab Equipments	3,099,181.00	22,335,096.15	49,029	-	3,099,181.00	15%	1,019,275.85	311,985.77	-	11,168,823.06	11,337,874.09	12,419,227.32	
Furniture & Fixture	1,452,554.99	30,875	13,298	-	22,506,697.15	10%	9,915,868.83	1,246,825.63	6,128.60	1,083,959.85	368,595.14	433,641.34	
Language lab	3,302,498.50	30,875	13,298	-	1,452,554.99	15%	3,218,355.30	69,010.92	3,989.40	3,291,355.62	55,315.88	84,143.20	
software & license fees	18,663,073.56	280,843	324,476	-	19,268,392.56	60%	18,663,073.56	280,843.00	324,476.00	19,268,392.56	-	-	
Library Books	243,027.00	243,027.00	-	-	243,027.00	100%	243,027.00	6,348.92	-	207,049.78	-	-	
Machineries and Tools	143,880.00	143,880.00	-	-	143,880.00	15%	125,621.25	2,738.81	-	128,360.07	15,519.93	42,326.14	
Microwave Laboratory	1,214,155.00	1,214,155.00	-	-	1,214,155.00	15%	625,276.14	88,331.83	-	713,607.97	500,547.03	18,258.75	
Motor Car	8,054,973.42	86,425	1,302,576	-	9,443,974.42	15%	3,474,748.46	699,997.49	97,693.20	4,272,439.16	5,171,535.26	588,878.86	
Office Equipments	1,372,875.64	86,425	1,302,576	-	1,372,875.64	15%	926,183.40	67,003.84	-	993,187.24	40,562.60	446,692.24	
Physics Lab Equipments	521,145.30	521,145.30	-	-	521,145.30	15%	473,424.60	7,158.11	-	480,582.70	236,155.61	47,720.70	
Workshop Equipments	417,645.00	417,645.00	-	-	417,645.00	15%	139,814.87	41,674.52	-	181,489.39	479,921.00	277,830.13	
Sports Equipments	137,049	137,049	342,872	-	479,921.00	0%	-	-	-	4,677,092.00	-	200,688,832.27	
Equipment for Research And Development	2,732,991	2,732,991	1,944,101	-	4,677,092.00	0%	-	-	-	89,104,665.21	5,157,013.00	200,688,832	
Library E-Journal & E-Books	381,937,312.05	46,764,194	6,156,467	136,357,863	298,500,109.81		181,248,479.78	27,244,988.39	901,976.43	83,947,652	25,328,169.00	42,926,615.09	
Total	381,937,312.05	46,764,194	6,156,467	136,357,863	298,500,109.81		181,248,479.78	27,244,988.39	901,976.43	83,947,652	25,328,169.00	243,615,447.36	
Less: Grant/Fund	381,937,312.05	46,764,194	6,156,467	136,357,863	298,500,109.81		181,248,479.78	27,244,988.39	901,976.43	83,947,652	25,328,169.00	243,615,447.36	
Capital Work in Progress	42,926,615.09	26,386,621	7,212,346	51,197,413	25,328,169.00		318,671,265.81	-	-	109,275,821.21	-	-	
Grand Total	424,863,927.14	73,150,815	13,368,813	187,555,276	318,671,265.81		318,671,265.81	-	-	193,343,097	25,328,169.00	243,615,447.36	

Attested

(Signature)
06/09/2021



Principal
NARULA INSTITUTE OF TECHNOLOGY
81, Nilgunj Road, Agarpara, Kolkata-109