

# NARULA INSTITUTE OF TECHNOLOGY

(Unit of Narula Educational Trust)

81, Nilgunj Rd, Jagarata Pally, Deshpriya Nagar, Agarpara, Kolkata : 700109

## BALANCE SHEET [PROVISIONAL] FOR THE YEAR ENDED 31.03.2025

LIABILITIES :	Schedule	AMOUNT IN Rs.	AMOUNT IN Rs.
		AS AT 31.03.25	AS AT 31.03.24
CAPITAL FUND	01	21,65,33,265	24,86,94,993
RESERVE & SURPLUS	02	-	-
DESIGNATED FUND	03	2,03,341	1,54,621
ENDOWMENT FUND	5	-	-
		<b>21,67,36,606</b>	<b>24,88,49,614</b>
<b>ASSETS :</b>			
<b>FIXED ASSETS :</b>			
GROSS BLOCK	04	63,90,92,536	59,52,61,368
ADD : ADDITION DURING THE YEAR		5,75,88,191	4,38,31,168
LESS: DEPRECIATION		47,59,85,125	43,70,38,303
NET BLOCK		<b>22,06,95,602</b>	<b>20,20,54,233</b>
<b>CURRENT ASSETS, LOANS &amp; ADVANCES</b>	05		
CASH & BANK BALANCE	5A	2,10,29,398	2,38,24,456
INVESTMENT	5B	1,19,42,267	8,45,96,724
FEES RECEIVABLE	5C	3,58,59,575	2,81,10,697
LOAN & ADVANCE	5D	2,76,60,709	2,73,03,006
		<b>9,64,91,949</b>	<b>16,38,34,883</b>
<b>LESS: CURRENT LIABILITIES</b>			
CURRENT LIABILITIES	06	3,90,59,507	5,30,48,064
CAUTION MONEY	07	6,13,91,438	6,39,91,438
		<b>10,04,50,945</b>	<b>11,70,39,502</b>
<b>NET CURRENT ASSETS</b>		<b>-39,58,996</b>	<b>4,67,95,381</b>
		<b>21,67,36,606</b>	<b>24,88,49,614</b>

Note: Schedules from 1 to 18 are forming part of the financial Statement

Signed in terms of our report of even date annexed.

Bandyopadhyay Associates

Chartered Accountants

*Bandyopadhyay*

CA Tapan Kumar Bandyopadhyay

Membership No. : 051181

Full Address : 350(370/6), Pearapore Road

Bank Para, Sheoraphuli, Hooghly

Dated :

UDIN :



# NARULA INSTITUTE OF TECHNOLOGY

(Unit of Narula Educational Trust)

81, Nilgunj Rd, Jagarata Pally, Deshpriya Nagar, Agarpara, Kolkata : 700109

## INCOME AND EXPENDITURE ACCOUNT [PROVISIONAL] FOR THE YEAR ENDED 31.03.2025


I N C O M E :	Schedule	AMOUNT IN Rs.	AMOUNT IN Rs.
		AS AT 31.03.25	AS AT 31.03.24
ACADEMIC RECEIPTS	08	59,95,76,605	49,86,36,356
GRANTS RECEIPTS	09	2,46,06,639	2,31,27,353
INCOME FROM INVESTMENTS	10	51,94,435	64,86,841
INSTITUTIONAL REVENUE GENERATION	11	3,33,69,124	2,82,72,973
<b>TOTAL INCOME :</b>	<b>A</b>	<b>66,27,46,803</b>	<b>55,65,23,523</b>
E X P E N D I T U R E :	Schedule	AMOUNT IN Rs.	AMOUNT IN Rs.
		AS AT 31.03.25	AS AT 31.03.24
STAFF COSTS	12	32,39,08,617	29,13,98,514
ACADEMIC EXPENSES	13	10,85,79,635	8,37,09,322
RESEARCH AND DEVELOPMENT ACTIVITY	14	3,67,76,081	3,10,01,168
MAINTENANCE OF ACEDOMIC SUPPORT	15	1,42,23,207	1,38,95,159
UTILITY & SERVICES FOR ACADEMIC OPERATION	16	4,72,95,913	2,85,74,281
ADMINISTRATIVE FOR ACADEMIC ACTIVITY	17	1,71,72,132	1,69,44,714
FINANCE CHARGES	18	6,54,915	2,35,113
DEPRECIATION & AMORTIZATION	04	3,89,46,822	3,49,85,395
<b>TOTAL EXPENDITURE :</b>	<b>B</b>	<b>58,75,57,321</b>	<b>50,07,43,666</b>
<b>EXCESS OF INCOME OVER EXPENDITURE</b>	<b>A-B</b>	<b>7,51,89,481</b>	<b>5,57,79,857</b>
<b>SURPLUS / (DEFECIT) FROM GRANT-IN-AID TRANSFERED TO DIGINATED FUND</b>		<b>48,720</b>	<b>-69,79,083</b>
<b>NET SURPLUS TRF. TO RESERVE &amp; SURPLUS A/C</b>		<b>7,51,40,761</b>	<b>6,27,58,940</b>

Note: Schedules from 1 to 18 are forming part of the financial Statement

Signed in terms of our report of even date annexed.

Bandyopadhyay Associates

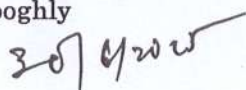
Chartered Accountants

  
CA Tapan Kumar Bandyopadhyay  
Membership No. : 051181  
Full Address : 350(370/6), Pearapore Road  
Bank Para, Sheoraphuli, Hooghly

Dated :

UDIN :





# NARULA INSTITUTE OF TECHNOLOGY

(Unit of Narula Educational Trust)

81, Nilgunj Rd, Jagarata Pally, Deshpriya Nagar, Agarpara, Kolkata : 700109

## SCHEDULES ANNEXED TO AND FORMING PART OF BALANCE SHEET

PARTICULARS	AMOUNT IN Rs.		AMOUNT IN Rs.	
	AS AT 31.03.2025		AS AT 31.03.2024	
<b><u>SCHEDULE - 1</u></b>				
<b>Capital Fund :(Narula Educational Trust)</b>				
Opening balance	24,86,94,993		20,59,41,559	
Add : Introduced During this year	3,13,42,856		6,28,95,891	
Less : Withdrawal / Adjusted during this year	13,86,45,345		8,29,01,397	
Closing Balance of Capital Fund	14,13,92,504		18,59,36,053	
Add: Reserve & Surplus transfer to Capital A/C	7,51,40,761		6,27,58,940	
		<b>21,65,33,265</b>		<b>24,86,94,993</b>
<b><u>SCHEDULE -2</u></b>				
<b>RESERVE AND SURPLUS</b>				
Opening balance	-		-	
Add : Surplus During this year	7,51,40,761		6,27,58,940	
Add : Prior Period	-		-	
	7,51,40,761		6,27,58,940	
Less : Transferred to Capital Account	7,51,40,761		6,27,58,940	
<b><u>SCHEDULE -3</u></b>				
<b>DESIGNATED FUND</b>				
<b>GRANT-IN-AID</b>				
Opening Balance	1,54,621		71,33,704	
Less: Refund				
Surplus / (Defecit) from Grant-in-aid	48,720		-69,79,083	
		<b>2,03,341</b>		<b>1,54,621</b>



<b>SCHEDULE - 5</b>				
<b>CURRENT ASSETS, LOANS &amp; ADVANCES</b>				
<b>A. CASH AND BANK BALANCES :</b>				
Cash In Hand (as certified)	11,04,051		8,86,893	
Cash Siezed by Income Tax Dept.	40,00,000	51,04,051	40,00,000	48,86,893
<b>Cash at Bank</b>		<b>1,59,25,347</b>		<b>1,89,37,563</b>
<b>B. INVESTMENT</b>				
Fixed Deposit				
Opening balance	8,45,96,724		7,11,30,751	
Add: Investment During the Year	11,50,00,000		15,50,00,000	
Add : Interest for the Year	40,97,748		34,65,973	
Less : Loss on Pre Maturity Adjustment	-6,23,154			
Less : TDS Recover u/s194A	-4,09,797			
Less : Maturity During this Year	-10,07,19,254		14,50,00,000	
Less. Transfer to Others Income				
		<b>1,19,42,267</b>		<b>8,45,96,724</b>
<b>C. FEES RECEIVABLE</b>				
Sundry College Fees Receivable	3,10,65,934		2,59,01,869	
Hostel Fees Receivable	47,93,641	<b>3,58,59,575</b>	22,08,828	<b>2,81,10,697</b>
<b>D. LOAN &amp; ADVANCE</b>				
Advance to suppliers	5,05,806		20,55,625	
Advance to Staffs and Others	2,26,70,011		2,12,18,291	
Security Deposit	27,97,596		26,47,596	
Sundry Receivable	10,82,175		11,97,175	
TCS Receivable	4,21,747		945	
TDS paid in excess				
Employees contribution to PF paid in excess				
Prepaid Expenses	1,83,374		1,83,374	
		<b>2,76,60,709</b>		<b>2,73,03,006</b>
		<b>9,64,91,949</b>		<b>16,38,34,883</b>



<b>SCHEDULE -6</b>				
<b>CURRENT LIABILITIES &amp; PROVISIONS</b>				
<b>A. Sundry Creditors</b>		<b>39,82,711</b>		<b>36,58,504</b>
<b>B. Other Liabilities</b>				
TDS Payable	7,77,703		9,00,655	
P. Tax Payable	71,030		67,120	
Employes Contribution to ESI & PF	1,89,110		-	
Fees Received in Advance	1,40,55,758		2,61,75,076	
Hostel Fees Received in Advance	29,35,980		32,02,980	
Liability for Expenses	20,45,406		18,26,924	
Liability Reimbursable	24,89,429		47,77,720	
Security Deposit	4,000		4,000	
Students Scholarship	12,19,430		12,10,430	
		<b>2,37,87,846</b>		<b>3,81,64,905</b>
<b>C. Reserve Fund</b>				
Grant from TEQIP Project				
<b>Reserve for Equipment Replacement Fund</b>				
Opening Balance	27,96,053		27,80,695	
Add: Interest During the year	15,793		15,358	
Add: Reserve for this year	-	28,11,846	-	27,96,053
<b>Reserve for Staff Development Fund</b>				
Opening Balance	28,39,882		28,23,340	
Add: Interest During the year	17,011		16,542	
Add: Reserve for this year	-	28,56,893	-	28,39,882
<b>Reserve for Equipment Maintenance Fund</b>				
Opening Balance	27,92,855		27,77,588	
Add: Interest During the year	15,698		15,267	
Add: Reserve for this year	-	28,08,553	-	27,92,855
<b>Reserve for Corpus Fund</b>				
Opening Balance	27,95,865		27,80,507	
Add: Interest During the year	15,793		15,358	
Add: Reserve for this year	-	28,11,658	-	27,95,865
		<b>3,90,59,507</b>		<b>5,30,48,064</b>
<b>SCHEDULE -7</b>				
<b>CAUTION MONEY</b>				
Opening Balance	6,39,91,438		5,75,96,438	
Add :Received During this year	1,55,10,000		1,70,65,000	
Less : Repaid during this year	1,81,10,000		1,06,70,000	
Closing Balance		<b>6,13,91,438</b>		<b>6,39,91,438</b>



# NARULA INSTITUTE OF TECHNOLOGY

(Unit of Narula Educational Trust )


81, Nilgunj Rd, Jagarata Pally, Deshpriya Nagar, Agarpara, Kolkata : 700109

SCHEDULES ANNEXED TO AND FORMING PART OF BALANCE SHEET

PARTICULARS	AMOUNT IN Rs.		AMOUNT IN Rs.	
	AS AT 31.03.2025		AS AT 31.03.2024	
<b>SCHEDULE - 08</b>				
<b>ACADEMIC RECEIPTS</b>				
<b>COLLEGE FEES</b>				
Tution Fees	50,33,93,750		43,58,07,394	
Admission Fees	1,27,00,000		96,78,800	
Professional Training & Project Fees	96,33,284		73,65,300	
Library Fees,E-Journal & Book Bank	70,99,332		71,04,606	
Students Welfare and Sports & Games	38,38,500		53,32,200	
Student Development Fees	1,94,29,767		25,59,980	
Soft Skill Development Fees	59,63,500		51,05,320	
Students Life Center Fees	28,59,750		16,30,750	
<b>SUB TOTAL (A)</b>		<b>56,49,17,883</b>		<b>47,45,84,350</b>
<b>OTHER FEES</b>				
Hostel Fees	1,95,53,500		1,24,74,003	
Examination Fees Receipts	95,29,450		60,77,816	
Late Fine	35,22,072		25,27,687	
Sales of Forms & Prospectous	20,53,700		29,72,500	
<b>SUB TOTAL (B)</b>		<b>3,46,58,722</b>		<b>2,40,52,006</b>
<b>GRAND TOTAL (A+B)</b>		<b>59,95,76,605</b>		<b>49,86,36,356</b>
<b>SCHEDULE - 09</b>				
<b>GRANTS RECEIPTS</b>				
Grant from Govt. Agencies	9,56,639	2,46,06,639	17,27,353	2,31,27,353
Private Funding Agency	2,36,50,000		2,14,00,000	
<b>SCHEDULE 10</b>				
<b>INCOME FROM INVESTMENTS</b>				
Interest on Savings bank A/c	10,13,429		6,41,154	
Interest on Investment	40,97,748		56,89,983	
Interest on Designated Fund	18,963		75,338	
Interest on Reserved Fund	64,295		80,366	
		<b>51,94,435</b>		<b>64,86,841</b>
<b>SCHEDULE - 11</b>				
<b>INTERNAL REVENUE GRNERATION</b>				
Registration fee for Seminar, Conf & Workshop	10,92,044		3,18,650	
Alumuni Contribution for Development	6,82,300		6,00,300	
Consultancy Fees	1,18,60,000		1,14,52,000	
Sponsorship Received	9,06,800		8,41,200	
Inocme From Canteen	76,03,287		73,76,171	
Transcription Fees	46,700		25,200	
Misc Income	1,11,77,993		76,59,452	
		<b>3,33,69,124</b>		<b>2,82,72,973</b>



<b>SCHEDULE -12</b>				
<b>STAFF COSTS:</b>				
Salaries & Honorarium	31,25,94,951		28,36,02,515	
Staff Medclaim Benefit	31,96,228		23,32,900	
Staff Welfare & Gratuity	81,17,438		54,63,099	
		<b>32,39,08,617</b>		<b>29,13,98,514</b>
<b>SCHEDULE 13</b>				
<b>ACADEMIC EXPENSES:</b>				
<b>(A) Journal, E-Books, E-Journal &amp; Priodicals</b>				
E-Books	8,37,369		7,46,376	
E-Journals	17,87,733		15,53,861	
E- Data Base	70,845		3,23,567	
Hard copy Journal & Priodicals	1,30,202	<b>-28,26,149</b>	62,903	<b>26,86,707</b>
<b>(B) College Consumables</b>				
Laboratory Consumables	46,29,317		32,48,387	
Printing & Stationery	17,66,944	<b>63,96,261</b>	15,93,141	<b>48,41,528</b>
<b>(C) TRAINING &amp; TRAVEL</b>				
Student Training and Development Program	1,00,10,403		86,14,598	
Consultancy Project Expenses	12,56,889		10,51,430	
Travelling and Convence	23,76,200	<b>1,36,43,492</b>	21,58,560	<b>1,18,24,588</b>
<b>(D) IT EXPENSES</b>				
Internet & Telephone	46,27,662		44,80,619	
Expenditure towards online Platform		<b>46,27,662</b>		<b>44,80,619</b>
<b>(E ) E-GOVERANCE EXPENSES</b>				
- Administration & HR	10,82,490		10,76,000	
- Finance & Accounts	9,97,600		9,10,000	
- Student Academic Support	9,35,400		8,53,300	
- Examination Support	16,00,700		14,60,200	
<b>MISCELINIOUS ACADEMIC ACTIVITY</b>				
Student Expenses	1,39,03,447		1,01,71,170	
BOG Meeting Exp.	3,28,933		2,73,503	
Counselling Expenses	14,49,806		7,20,164	
Examination Expenses	52,75,471		42,44,813	
Registration & Affiliation Expenses	21,54,784		69,49,100	
Visiting & Inspection Expenses	3,68,274	<b>2,34,80,715</b>	3,36,460	<b>2,26,95,210</b>
<b>(G) SCHOLARSHIP/STIPEND</b>				
Stipend	8,46,670		7,84,000	
Scholarship/Free Ship	5,21,42,496	<b>5,29,89,166</b>	3,20,97,170	<b>3,28,81,170</b>
<b>SUB TOTAL (A+B+C+D+E+F+G)</b>		<b>10,85,79,635</b>		<b>8,37,09,322</b>
<b>SCHEDULE 14</b>				
<b>RESEARCH AND DEVELOPMENT</b>				
Expenditure towards Research Activity	13,44,892		8,83,361	
Innovation Award to Faculty	15,86,250		14,48,500	
Innovation Award to Students	6,83,000		5,82,500	
Faculty & staff Development Program	1,25,76,729		1,08,47,586	
Moocs Registration	41,14,440		40,95,630	
Technical Project Competation	12,15,318		9,03,515	
Expenses for Seminar & Conference	1,13,24,954		91,96,792	
Assistantship to attend Conference/ Workshop	8,65,000		7,03,600	
Assistantship for Patent Application	13,76,700		10,10,800	
Membership fees for Professional Bodies	3,12,098		2,76,484	
Expenses towards Seed Money	13,76,700		10,52,400	
		<b>3,67,76,081</b>		<b>3,10,01,168</b>



<b>SCHEDULE 15</b>				
<b>MAINTENANCE OF ACADEMIC &amp;</b>				
Repair & Maintenance	1,39,10,455		1,35,87,996	
Insurance Premium	3,12,752		3,07,163	
		<b>1,42,23,207</b>		<b>1,38,95,159</b>
<b>SCHEDULE 16</b>				
<b>UTILITY &amp; SERVICES</b>				
Electricity Expenses	44,30,592		44,92,310	
Fuel And Lubricants.	4,03,862		3,36,510	
Canteen Expenses	2,33,61,902		1,34,24,183	
Hostel Expenses	1,90,99,557		1,03,21,278	
		<b>4,72,95,913</b>		<b>2,85,74,281</b>
<b>SCHEDULE 17</b>				
<b>ADMINISTRATIVE &amp; GENERAL</b>				
Advertisement Expenses	69,13,218		55,29,015	
Auditors Remuneration	42,000		36,000	
Legal Expenses	2,58,347		2,54,960	
Medical Expenses	69,700		49,860	
Postages & Stamps	2,12,707		2,70,836	
Consultancy Project Expenses	72,12,600		68,71,200	
Donation & Subscription	97,900		19,39,924	
Rates & Tax	3,65,125		1,83,319	
ISR Expenses	6,98,535		6,02,400	
Rent.	13,02,000		12,07,200	
		<b>1,71,72,132</b>		<b>1,69,44,714</b>
<b>SCHEDULE -18</b>				
<b>FINANCE CHARGES</b>				
Interest on Term Loan				
Loss on Premature Encashment of FD	6,23,154		1,88,161	
Bank Charges	31,761		46,952	
		<b>6,54,915</b>		<b>2,35,113</b>
		<b>54,86,10,499</b>		<b>46,57,58,271</b>



**NARULA INSTITUTE OF TECHNOLOGY**  
**81, NILGUNJ ROAD, AGARPARA, KOLKATA - 700 109**  
**(A UNIT OF NARULA EDUCATIONAL TRUST)**  
**20, B.T.ROAD, KOLKATA - 700002**

**PROVISIONAL SCHEDULE OF FIXED ASSETS ANNEXED TO AND FORMING PART OF THE BALANCE SHEET AS AT 31.03.2025**  
**SCHEDULE - 04**

DESCRIPTION OF ASSETS	GROSS BLOCK				RATE	DEPRECIATION				NET BLOCK	
	AS AT 01.04.2024	ADDITION UPTO 30.09.2024	ADDITION AFTER 30.09.2024	AS AT 31.03.2025		AS AT 01.04.2024	UPTO 30.09.2024	AFTER 30.09.2024	TOTAL	AS AT 31.03.2025	AS AT 01.04.2024
Building	30,28,12,784	69,86,005	1,01,99,312	31,99,98,102	10%	19,18,54,704	1,17,94,409	5,09,966	20,41,59,079	11,58,39,023	11,09,58,081
Furniture & Fixture	5,47,47,126	23,67,466	50,68,632	6,21,83,224	10%	2,56,25,038	31,48,955	2,53,432	2,90,27,425	3,31,55,799	2,91,22,088
Library Books	2,60,74,304	17,05,342	11,93,470	2,89,73,116	40%	2,34,06,575	17,49,228	2,38,694	2,53,94,497	35,78,619	26,67,729
Electricals Fittings	1,53,65,010	2,65,814	19,694	1,56,50,519	15%	1,15,44,705	6,12,918	1,477	1,21,59,100	34,91,419	38,20,306
Motor Car	21,77,670			21,77,670		17,55,560		-	17,55,560	4,22,110	4,22,110
Office Equipments	2,21,58,762	39,95,571	56,80,612	3,18,34,945	15%	1,25,55,417	20,39,837	4,26,046	1,50,21,300	1,68,13,646	96,03,345
Sports Equipments	4,86,846			4,86,846	15%	3,98,901	13,192	-	4,12,093	74,753	87,945
Computer	10,67,51,441	78,67,410	90,76,653	12,36,95,504	40%	8,26,62,564	1,27,82,515	18,15,331	9,72,60,410	2,64,35,094	2,40,88,877
Laboratory Equipments	6,84,62,847	17,47,905	14,14,304	7,16,25,056	15%	4,71,79,094	34,54,749	1,06,073	5,07,39,916	2,08,85,140	2,12,83,753
Equipment for Research And Development	4,00,55,746			4,00,55,746	100%	4,00,55,746		-	4,00,55,746		
Total	63,90,92,536	2,49,35,514	3,26,52,677	69,66,80,727		43,70,38,303	3,55,95,803	33,51,019	47,59,85,125	22,06,95,602	20,20,54,233

